



Photo: Jake Stimpson | <https://goo.gl/sZ7V7x>

SOCIAL PROTECTION IN AFRICA: INVENTORY OF NON-CONTRIBUTORY PROGRAMMES

*Cristina Cirillo and Raquel Tebaldi,
International Policy Centre for Inclusive Growth / UNICEF*





**SOCIAL PROTECTION IN AFRICA:
INVENTORY OF NON-CONTRIBUTORY
PROGRAMMES**

Copyright© 2016
International Policy Centre for Inclusive Growth
United Nations Development Programme

ipc@ipc-undp.org ▪ www.ipc-undp.org

The International Policy Centre for Inclusive Growth is jointly supported by the United Nations Development Programme and the Government of Brazil.

Rights and Permissions

All rights reserved.

The text and data in this publication may be reproduced as long as the source is cited. Reproductions for commercial purposes are forbidden.

The International Policy Centre for Inclusive Growth disseminates the findings of its work in progress to encourage the exchange of ideas about development issues. The papers are signed by the authors and should be cited accordingly. The findings, interpretations, and conclusions that they express are those of the authors and not necessarily those of the United Nations Development Programme or the Government of Brazil.

This publication is available online at www.ipc-undp.org.

This publication is based on an extensive literature review of documents produced by African governments, international organisations and researchers. All documents used in this inventory are listed at the end of the publication. In addition, 33 UNICEF Country Offices in Africa and government officials from Kenya, Liberia, Togo and Zimbabwe have helped to update outdated information and/or fill in gaps. These valuable sources are not listed at the end of the document but are acknowledged below.

Contributing UNICEF Country Offices include:

Algeria; Angola; Botswana; Congo (Brazzaville); Congo (DRC); Djibouti; Egypt; Ethiopia; Ghana; Guinea; Kenya; Lesotho; Liberia; Madagascar; Malawi; Mali; Mauritania; Morocco; Mozambique; Namibia; Niger; Nigeria; Rwanda; Sierra Leone; South Africa; Sudan; Swaziland; Tanzania; Togo; Tunisia; Uganda; Zambia; and Zimbabwe.

Contributing government officials:

Gabriel Fernandez (National Social Protection Coordinator, Liberia), Samuel Ochieng (MIS Coordinator, Kenya) and Zororo Gandah (Chief Social Services Officer, Zimbabwe)

All the programme profiles presented in this publication are going to be made available at the socialprotection.org platform, where the information will be constantly updated.

This inventory is part of an initial effort by socialprotection.org; suggestions and corrections are welcome. Please contact: Cristina Cirillo (cristina.cirillo@hotmail.com) or Raquel Tebaldi (raquel.tebaldi@ipc-undp.org). For further information, please feel free to contact publications@ipc-undp.org.

Acknowledgments: We would like to thank Catalina Gomez (Social Protection Consultant, UNICEF HQ), Gabriel Fernandez (National Social Protection Coordinator, Liberia), Samuel Ochieng (MIS Coordinator, Kenya), Alicia Spengler, Fabio Soares Veras and Mario Gyoeri for their inputs, and acknowledge Sacha Harris, Zhongwen Zhang, Isadora Steffens and Isabela Coelho for their contributions.



SOCIAL PROTECTION IN AFRICA: INVENTORY OF NON-CONTRIBUTORY PROGRAMMES

*Designed by the IPC-IG Publications team:
Roberto Astorino, Flávia Amaral, Rosa Maria Banuth and Manoel Salles.*

INTRODUCTION¹

In the last decade, an increasing number of developing countries started to develop social protection programmes with the objective of contributing to the eradication of poverty, food insecurity and vulnerabilities. The successful impacts of conditional cash transfers in Latin American countries encouraged other governments to develop and strengthen their social protection systems. Particularly in Africa in recent years, there has been an impressive growth of non-contributory programmes targeting poor and vulnerable households and individuals.

These programmes serve various objectives, and there is growing recognition of their importance within each country. In the African context, non-contributory programmes are essential for reaching the poorest and most vulnerable populations, such as orphans, elderly people, people with disabilities, people living with HIV/AIDS, and those most affected by natural disasters and crisis. They generally aim to reduce poverty and vulnerability and to improve health, education and food security among beneficiaries, but, in some cases, these programmes have also been designed to create productive linkages within local economies.

The number of social protection programmes is expanding globally, and there is growing interest in knowledge exchange among countries in the global South. This inventory aims to contribute in this sense by providing a broad overview of the existing non-contributory programmes in Africa, thus supporting a better general understanding of the continent's adoption of social protection interventions and their main design choices and features. In general, social protection can be defined as a set of actions implemented by the State which aim to: "(i) support individuals and families in dealing with vulnerabilities throughout their lifecycle; (ii) help especially the poor and vulnerable groups to become more resilient against crises and shocks; (iii) favour social inclusion and support families, particularly the most vulnerable to poverty, in building up their human and social capital through income and consumption smoothing and ensuring their access to basic goods and services; (iv) and stimulate productive inclusion through the development of capabilities, skills, rights and opportunities for the poor, marginalised and excluded groups, as well as low-income workers from the formal sector in order to guarantee that everyone benefits from the economic growth process and becomes engaged in it." (IPC-IG, n.d.)

In particular, we focused on non-contributory programmes targeting poor and vulnerable groups and implemented by governments, sometimes with financial and/or technical support from international organisations or non-governmental organisations (NGOs). The mapping is based on an extensive literature review of documents produced by African governments, international organisations and researchers, as well as on information provided by African government representatives who have been contacted to revise this document. This publication aims to provide an overview of the state of social protection programmes in Africa today² and presents their objectives, design and implementation features, such as targeting, conditionalities, benefits and delivery mechanisms, and the programmes' monitoring and evaluation systems.³ Considerations about the programmes' impact are beyond the scope of the paper.

1. This publication is part of the UK Department for International Development (DFID) supported project: "Brazil & Africa: fighting poverty and empowering women via South-South Cooperation".

2. In the interest of providing a broader overview of non-contributory social protection programmes in Africa, and to facilitate future analytical work, the research did not limit itself to only low-income countries as specified in the project 'Brazil & Africa: fighting poverty and empowering women via South-South cooperation'; it also includes programme profiles from middle-income countries in the region.

3. The following features were analysed for each of the mapped programmes: country; developing region; starting date; programme objectives; programme type; programme components; conditionalities (if any); targeting methods; target areas; target groups; eligibility criteria; eligibility reassessment (if any); types of benefits; amount of benefits; benefit delivery mechanism and frequency; benefit recipient; minimum and maximum duration of benefits; coverage; programme expenditure; institutions and agencies involved; and monitoring and evaluation mechanisms. When information was not available we left the field blank.

The framework to map programmes was created for this mapping and for the socialprotection.org platform, and it was partially inspired by the 'Social Assistance in Developing Countries Database' produced in 2010 by Barrientos, Niño-Zarazúa and Maitrot. Socialprotection.org, created by IPC-IG, offers an interactive online tool (programme search), where the mapped programmes will be published jointly with social protection interventions from other developing regions.

This mapping includes non-contributory social protection programmes: that are currently in place in African developing countries; that are fully or partially financed, designed or implemented by the government; and about which there is enough information available through reliable sources.

The non-contributory programmes that we have mapped involve a range of different schemes and programme components, such as: public work programmes (e.g. cash or food for work); cash or in-kind transfers (conditional and unconditional); training (for instance, skills development programmes linked to public work or cash transfer schemes); and programmes that facilitate access to agricultural inputs or to other services (e.g. non-contributory health insurance, shelter and burial services, psychosocial support and birth registrations).

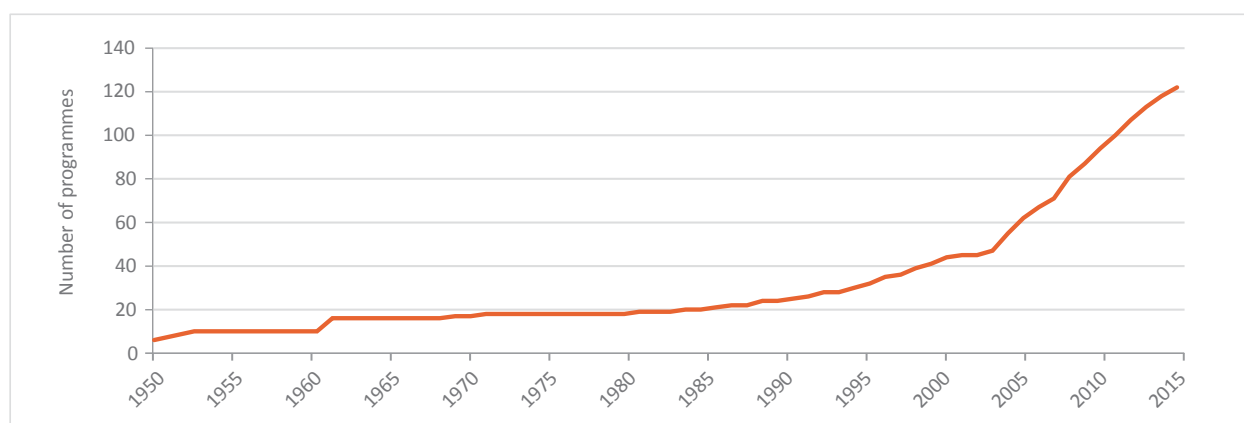
We mapped and profiled 127 programmes from 39 African countries. The inventory was organised in a user-friendly way, to allow easy access to each programme and the corresponding references through hyperlinks. For each country, the programmes are presented in alphabetical order, and all references for each programme have been numbered in order of appearance.

TRENDS IN SOCIAL PROTECTION PROGRAMMES

This section provides a brief overview of the main trends that emerged from the mapping of African non-contributory social protection programmes.

In African countries, non-contributory social protection programmes have played an increasingly important role in overcoming poverty and vulnerabilities. From our mapping, we found that in the last 15 years the number of programmes in African countries has almost tripled. In fact, in the sample examined, around 66 per cent of the existing non-contributory social protection programmes were launched between 2000 and 2015 (Figure 1).

FIGURE 1 – African non-contributory social protection programmes by start date



Source: Authors' elaboration based on mapped programmes.

African governments have implemented different types of non-contributory interventions, such as public work programmes, social transfers, subsidies, training and programmes to facilitate access to social services and productive activities. About 26 per cent of the mapped programmes involve more than one type of intervention according to the target groups. For instance, one single programme can involve both cash-transfer and cash-for-work components, because they are targeted at households with working-age able-bodied members or those composed only of children and elderly people. For this reason, in our analysis we focused on the different programme components, rather than on the programme as a unique and homogenous scheme.

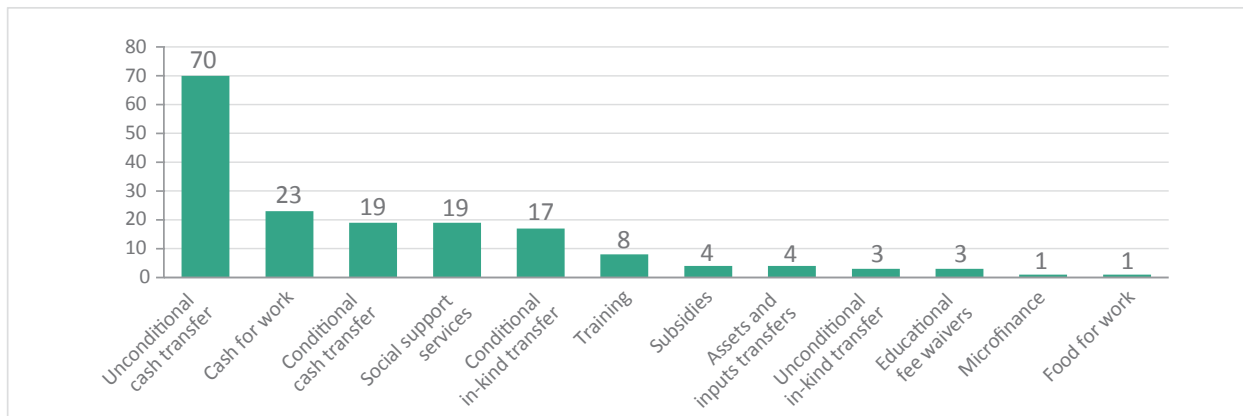
The most frequently implemented programme components are unconditional cash transfers, followed by cash-for-work programmes, conditional cash transfers and social support services (see Figure 2).⁴ Social support services often complement social transfers, such as activities for children, activities to support and sensitise beneficiaries to the importance of education and health care, and services to facilitate access to free health care and/or non-contributory health insurance. Only 22 per cent of all the programme components enforce conditionalities for beneficiaries. The most popular types of conditionalities are related to children's school attendance (required by 34 programme components), followed by health checks (encouraged by 14 programme components), while only a few programmes ask beneficiaries to undertake activities related to birth registration and children's nutrition (verified through health visits). It is worth noting that around 47 per cent of the conditional programme components have more than one type of conditionality.

We found few programmes involving the following components: food-for-work activities; microfinance programmes (e.g. income support programmes, linked to cash transfers or public work programmes, that aim to relax liquidity constraints to promote income-generating activities); educational fee waivers; unconditional in-kind transfers;

4. All the conditional in-kind transfers mapped are actually school feeding programmes.

asset and input transfers (in-kind transfers with a productive role, such as seeds, fertilisers, livestock); and subsidies (such as fuel, agricultural and food subsidies).

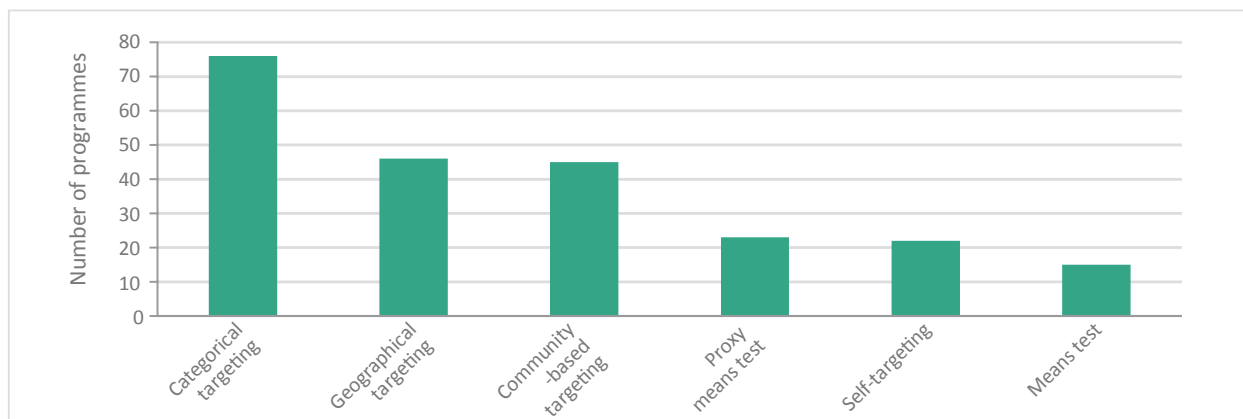
FIGURE 2 – Types of interventions



Source: Authors' elaboration based on mapped programmes.

To reach the target groups, around 40 per cent of the mapped programmes rely on a single targeting method, which in 63 per cent of these cases is categorical targeting. Conversely, in most cases the target population is selected by combining different mechanisms. The most commonly used targeting methods are categorical targeting, geographical targeting and community-based targeting (see Figure 3).

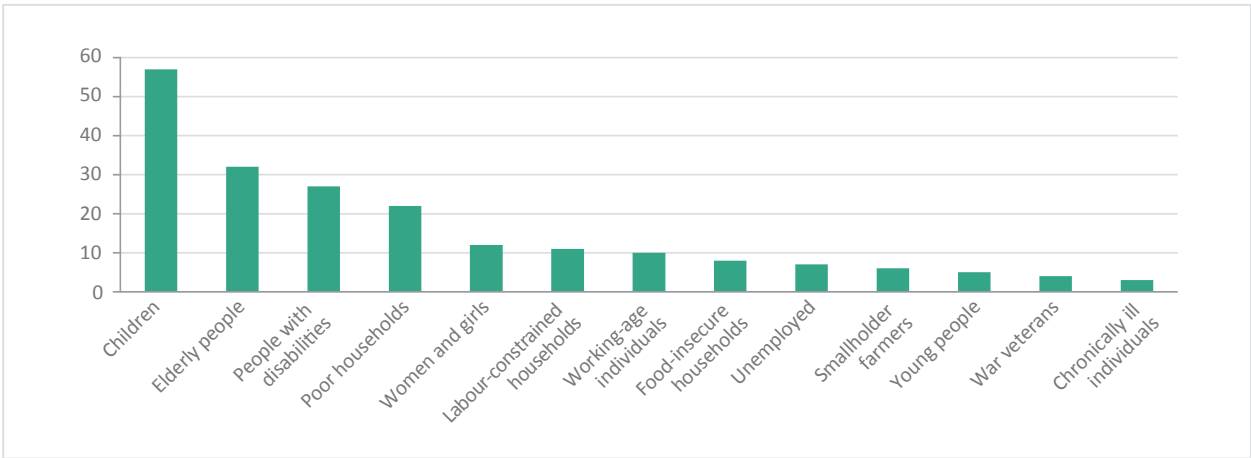
FIGURE 3 – Targeting methods



Source: Authors' elaboration based on mapped programmes.

Around 40 per cent of the social protection programmes mapped address more than one demographic group at the same time (e.g. children, elderly people, women). Moreover, the targeted demographic categories may overlap: for instance, a programme may target children with disabilities or young women. Therefore, in our analysis we focus on the different characteristics taken into account during the targeting phase. The most targeted individuals or households are those with children, elderly people and people with disabilities. However, in several cases, programmes are targeted at 'poor households', defined only according to socio-economic criteria without specifically addressing demographic characteristics within the eligibility criteria (see Figure 4). In several cases, target groups are identified using proxies for social and economic conditions. For instance, only in a few cases, programmes addressing food insecurity select households relying specifically on food insecurity indicators, but often the household's dependency ratio or its demographic composition are used as a proxy for food insecurity.

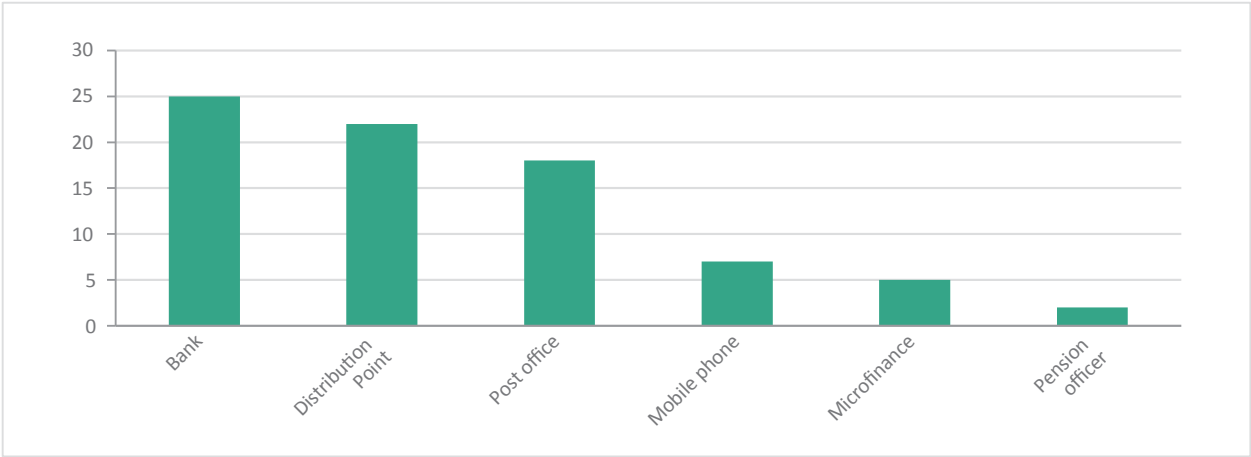
FIGURE 4 – Target groups



Source: Authors’ elaboration based on mapped programmes.

Among the different types of benefits delivered to the target population, 65 per cent are transfers in cash, followed by food transfer (17 per cent), free access to services (14 per cent) and other in-kind benefits (4 per cent). Based on available information, we found that, among cash transfer interventions, in 70 per cent of cases only one mechanism to deliver cash is in place, while in the other cases beneficiaries can choose between different arrangements to collect their money. In the case of cash transfers, benefits are often transferred through banks, distribution points (such as village committees or administrative offices) and post offices.

FIGURE 5 – Cash payment mechanisms



Source: Authors’ elaboration based on mapped programmes.

Among the interventions that deliver cash to beneficiaries, 62 per cent transfer money on a monthly basis, while only in few cases (respectively 15 per cent and 14 per cent) benefits in cash are delivered on a quarterly or bi-monthly basis. Cash is rarely transferred on a daily, weekly or annual basis.

In terms of the governments and agencies involved in designing and implementing programmes, our mapping found that around 40 per cent of programmes are implemented with the financial or technical support of external agencies or NGOs. Unfortunately, we do not have enough information to identify trends related to benefit recipients, benefit duration and population coverage, nor—due to the inconsistency across different methodologies—to count targeted individuals and/or households.

LIST OF PROGRAMMES BY COUNTRY

20 ALGERIA

Allocation Forfaitaire de Solidarité—**Solidarity Allowance**

Dispositif d'Activité d'Insertion Sociale (DAIS)
—**Intervention for Social Inclusion**

Travaux d'Utilité Publique à Haute Intensité de Main d'Oeuvre
(TUP-HIMO)—**Labour-Intensive Public Works**

23 ANGOLA

Cartão Kikuia—**Kikuia Card cash transfer programme**

Merenda escolar—**School Feeding Programme**

25 BOTSWANA

Destitute Persons Allowance

Ipelegeng—**Public Works**

National Orphan Care Programme

Old Age Pension (OAP)

School Feeding Programme

Vulnerable Group Feeding Programme (VGFP)

World War II (WWII) Veterans Allowance

32 BURKINA FASO

Nahouri Cash Transfers Pilot Project (NCTPP)

33 CAMEROON

Cameroon Social Safety Nets Project

34 CAPE VERDE

Frentes de Alta Intensidade de Mão-de-Obra (FAIMO)

Pensão Social—Social Pension

36 COMOROS

Argent Contre Travail (ACT)—Cash for Work

37 REPUBLIC OF CONGO

LISUNGI Safety Nets Project

39 DJIBOUTI

Programme National de Solidarité Famille (PNSF)
—National Programme of Family Solidarity

40 EGYPT

Food and Energy Subsidies

School Feeding Programme

Social Solidarity Pension

Takaful and Karama (Solidarity and Dignity)

44 ETHIOPIA

Productive Safety Net Programme (PSNP)

School Meals Programme (SMP)

Tigray Social Cash Transfer
Pilot Programme (SCTPP)

48 GAMBIA

Family Strengthening Programme

49 GHANA

Ghana's National Health Insurance Scheme Fee Exemptions

Ghana School Feeding Programme

Labour Intensive Public Works—LIPW
(under Ghana Social Opportunities Project—GSOP)

Livelihood Empowerment Against Poverty (LEAP)

53 GUINEA

Cash transfer for health, nutrition and education

Labour intensive public works programme

56 IVORY COAST

Temporary Employment Opportunities for Youth

57 KENYA

Cash Transfers for Orphans and Vulnerable Children (CT-OVC)

Health Insurance Subsidy Programme (HISP)

Home Grown School Meal

Hunger Safety Net Programme

Kenya Youth Empowerment Project

National Accelerated Agricultural Input Programme (NAAIP)

Njaa Marufuku Kenya (NMK)—School Feeding Programme

Older Persons Cash Transfer (OPCT)

Persons with Severe Disability Cash Transfer (PWSD-CT)

67 LESOTHO

Agricultural Input Fairs: Input Vouchers for the Poor

Child Grants Programme (CGP)

Old Age Pension (OAP)

OVC Bursary

Public Assistance (PA)

School Feeding Programme

73 LIBERIA

School Feeding Programme

Social Cash Transfer Programme (SCT)

Youth, Employment, Skills (YES)

76 MADAGASCAR

Argent Contre Travail—**Cash for Work**

Le Transfert Monétaire Conditionnel—**Conditional Cash Transfer**

School Feeding Programme

79 MALAWI

Farm Input Subsidy Programme (FISP)

Improved Livelihoods Through Public Works Programme

Social Cash Transfer (SCT)

82 MALI

“Jigisemejiri” - **“Tree of Hope” programme**

Régime d’Assistance Médicale (RAMED)

School Feeding Programme

85 MAURITANIA

Prise en charge des soins de santé des indigents—**Indigent Health Coverage**

86 MAURITIUS

Basic Invalidity Pension and Carer's Allowance

Basic Orphan's Pension

Basic Retirement Pension (Universal Old Age Pension) and Caregiver's Allowance

Basic Widow's Pension

Child's Allowance

Guardian's Allowance

Inmate's Allowance

Social Aid & Unemployment Hardship Relief

94 MOROCCO

Direct assistance to widows in a precarious situation with dependent children (Cash transfer programme)

Food and Butane Gas Subsidies Programme

Morocco's Cash Transfer for Children (Tayssir Programme)

Regime for Medical Assistance to the most deprived (RAMED)

100 MOZAMBIQUE

Programa Subsídio Social Básico—**Basic Social Subsidy Programme**

Labour-Intensive Public Work

103 NAMIBIA

Child Maintenance Grant

Disability Grant

Foster Care Grant (or Foster Parent Grant)

Namibia School Feeding Programme (NSFP)

Old age pension

Place of Safety Allowance

Special Maintenance Grant

110 NIGER

Cash Transfers for Food Security and Cash for Work
(under the Niger Safety Net Project—*Filet de Protection Sociale*)

112 NIGERIA

Ekiti State Social Security Scheme

Home Grown School Feeding and Health Programme (HGSFHP)

In Care of the Poor (COPE)

Osun Elderly Persons Scheme

SURE-P: Community Services Women and Youth Employment
(SURE-P CSWYE)

SURE-P: Maternal and Child Health (SURE-P MCH)

118 RWANDA

Genocide Survivors Support and Assistance Fund (FARG)

Girinka, the One Cow Per Poor Family Programme

Rwanda Demobilisation and Reintegration Programme (RDRP)

Vision 2020 Umurenge Programme (VUP)

123 SENEGAL

Conditional Cash transfer for Orphans and Vulnerable Children

Programme National de Bourses de Sécurité Familiale (PNBSF)

125 SIERRA LEONE

Social Safety Net Programme

Cash for Work

128 SOUTH AFRICA

Care Dependency Grant

Child Support Grant (CSG)

Disability Grant (DG)

Expanded Public Works Programme (EPWP)

Foster Child Grant

Grant-in-Aid

National School Nutrition Programme (NSNP)

Older Persons Grant (OPG)

War Veteran's Grant (WVG)

138 SWAZILAND

Old Age Grant

Public Assistance Grant

140 TANZANIA

Community-Based Conditional Cash Transfer

Food for Education Programme

Food Subsidies

**Tanzania Social Action Fund (TASAF) III /
Productive Social Safety Net (PSSN) Programme**

146 TOGO

Cantines Scolaires—School Feeding Programme

Cash Transfer Programme for Vulnerable Children in Northern Togo

Travaux à Haute Intensité de Main d'Œuvre (THIMO)
—Labour-Intensive Public Works

149 TUNISIA

Programme National d'Aide aux Familles Nécessiteuses (PNAFN)

150 UGANDA

Direct Income Support under the Expanding Social Protection Programme (ESP)

Second Northern Uganda Social Action Fund Project (NUSAF 2)
—Livelihood Investment Support Component

153 ZAMBIA

Food Security Pack

Home Grown School Feeding Programme

Public Welfare Assistance Scheme (PWAS)

Social Cash Transfer Programme

158 ZIMBABWE

Assisted Medical Treatment Order (AMTO)

Basic Education Assistance Module (BEAM)

Harmonised Social Cash Transfer (HSCT)

Public Assistance Monthly Maintenance Allowances

162 REFERENCES

ALGERIA

Allocation Forfaitaire de Solidarité—Solidarity Allowance

Programme	<i>Allocation Forfaitaire de Solidarité</i> —Solidarity Allowance
Country	Algeria
Geographic area	Middle East and North Africa
Previous programme name (if any)	
Start date	1994 ¹
Programme objectives	To promote the social integration of the poor population and strengthen social cohesion by ensuring delivery of fundamental social rights. ¹
Programme type	Unconditional cash transfer; health insurance; maternity benefits
Programme components	In addition to the monthly grant, beneficiaries are covered by health insurance and maternity benefits. ¹
Conditionalities (if any)	
Targeting methods	Categorical targeting and self-targeting. ¹
Target areas	Nationwide
Target groups	Labour-constrained households; people with disabilities; elderly people
Eligibility criteria	Beneficiaries are: heads of households or people living alone without income and aged 60 and over, or with physical or mental disabilities, or women; blind people who earn less than the national minimum wage; people aged over 60 who are not placed under specialised care and who are taken care of by resource-constrained families; families in charge of family member(s) under 18 years old with disabilities. ¹
Eligibility reassessment (if any)	
Type of benefits	Cash
Amount of benefits	DZD3,000, plus DZD120 for each dependent (up to a limit of three). ¹
Payment/delivery frequency	Monthly
Benefit delivery mechanism	Payment is processed at the post office nearest to the place of residence of the beneficiary, who must present a valid identity document and beneficiary card. ¹
Benefit recipients	
Minimum and maximum duration of benefits (if any)	
Coverage	A total of 824,268 people received the Solidarity Allowance (AFS) at the end of 2013. ²
Programme expenditure	The programme had a budget of DZD40.5 billion in 2014.
Institutions and agencies involved	Agence de Développement Social (ADS—Social Development Agency)
Monitoring and evaluation mechanisms and frequency	

See the references on page 162: *Allocation Forfaitaire de Solidarité*—Solidarity Allowance

Dispositif d'Activité d'Insertion Sociale (DAIS)—Intervention for Social Inclusion

Programme	Dispositif d'activité d'Insertion Sociale (DAIS)
Country	Algeria
Geographic area	Middle East and North Africa
Previous programme name (if any)	
Start date	2012
Programme objectives	To promote the social and productive inclusion of poor and vulnerable populations, by providing them with temporary work which benefits the community in general. ¹
Programme type	Cash for work; health insurance; maternity benefits; work injury insurance
Programme components	In addition to the monthly grant, beneficiaries are covered by health insurance and maternity benefits.
Conditionalities (if any)	
Targeting methods	Categorical targeting and self-targeting.
Target areas	Nationwide
Target groups	Working-age people who are unemployed. ²
Eligibility criteria	Beneficiaries are Algerians from 18 to 59 years old who live in Algeria and don't earn any income. ²
Eligibility reassessment (if any)	
Type of benefits	Cash and non-contributory insurances.
Amount of benefits	DZD6,000 per month and work-related benefits (health and maternity benefits, plus work injury insurance).
Payment/delivery frequency	Monthly
Benefit delivery mechanism	Payment is processed at the post office nearest to the place of residence of the beneficiary, who must present a valid identity document and beneficiary card. ¹
Benefit recipients	
Minimum and maximum duration of benefits (if any)	Each intervention lasts two years and can be renewed two times. ²
Coverage	A total of 47,653 beneficiaries received DAIS at the end of 2012.
Programme expenditure	The programme had a budget of DZD1.9 billion in 2012.
Institutions and agencies involved	Agence de Développement Social (ADS—Social Development Agency)
Monitoring and evaluation mechanisms and frequency	

See the references on page 162: *Dispositif d'Activité d'Insertion Sociale (DAIS)—Intervention for Social Inclusion*

Travaux d'Utilité Publique à Haute Intensité de Main d'Oeuvre (TUP-HIMO)
—Labour-Intensive Public Works

Programme	<i>Travaux d'Utilité Publique à Haute Intensité de Main d'Oeuvre (TUP-HIMO)—Labour-Intensive Public Works</i>
Country	Algeria
Geographic area	Middle East and North Africa
Previous programme name (if any)	
Start date	1996
Programme objectives	To enable large-scale creation of temporary jobs to provide maintenance and rehabilitation of public infrastructure, thus contributing to public works of economic and social importance. ¹
Programme type	Cash for work ²
Programme components	In addition to the cash benefits, beneficiaries receive non-contributory social insurance for one year. ²
Conditionalities (if any)	
Contribution type and amount (if any)	
Targeting methods	Categorical targeting and self-targeting. ²
Target areas	Wilayas (provinces) with high unemployment rates and infrastructure problems/deficits. ²
Target groups	Unemployed people in selected Wilayas ²
Eligibility criteria	Potential beneficiaries are aged 18 to 59, unemployed and have registered with the local implementing agency. No specific qualification is required. ²
Eligibility reassessment (if any)	
Type of benefits	Cash
Amount of benefits	Beneficiaries receive a grant, which is equal to the national minimum wage, <i>Salaire National Minimum Garanti</i> (SNMG). ²
Payment/delivery frequency	Monthly
Benefit delivery mechanism	
Benefit recipients	
Minimum and maximum duration of benefits (if any)	Minimum: 3 months ²
Coverage	16,730 people (2013)
Programme expenditure	The programme had a budget of DZD7.17 billion in 2013.
Institutions and agencies involved	Agence de Développement Social (ADS—Social Development Agency)
Monitoring and evaluation mechanisms and frequency	

See the references on page 162:

Travaux d'Utilité Publique à Haute Intensité de Main d'Oeuvre (TUP-HIMO)—Labour-Intensive Public Works

ANGOLA

Cartão Kikuiá—Kikuiá Card Cash Transfer Programme

Programme	Cartão Kikuiá—Kikuiá Card Cash Transfer Programme
Country	Angola
Geographic area	Sub-Saharan Africa
Previous programme name (if any)	
Start date	2013 ¹
Programme objectives	To fight poverty while improving beneficiaries' nutritional status and reinforcing the role of women in fighting against food insecurity.
Programme type	Unconditional cash transfer
Programme components	
Conditionalities (if any)	
Targeting methods	Geographical targeting
Target areas	Priority is given to areas where the poverty and food insecurity levels are higher, or areas which are considered more prone to climate-related disasters.
Target groups	Children; elderly people; people with disabilities; poor and food-insecure households. ¹
Eligibility criteria	Households must have at least one of the following: <ul style="list-style-type: none"> • a female head of household; • a high dependency ratio; • a member who has a disability or is a war veteran, elderly or chronically ill; • a malnourished child and/or at least one orphan.¹
Eligibility reassessment (if any)	
Type of benefits	The transfer allows the beneficiary to purchase a set of available products in programme stores, which are run by the government (<i>Lojas Kikuiá</i>), such as: food, agricultural inputs, construction material, clothing, hygiene and cleaning materials, and school materials. ¹
Amount of benefits	KZ10,000 (approximately USD100) ¹
Payment/delivery frequency	Monthly ¹
Benefit delivery mechanism	
Benefit recipients	The card is preferably delivered to women who are the heads of households. ¹
Minimum and maximum duration of benefits (if any)	
Coverage	50,000 enrolled families in 2014. The government aims to reach 425,000 beneficiaries by 2017. ¹
Programme expenditure	
Institutions and agencies involved	Ministry of Commerce
Monitoring and evaluation mechanisms and frequency	

See the references on page 162: *Cartão Kikuiá—Kikuiá Card Cash Transfer Programme*

Merenda Escolar—School Feeding Programme

Programme	Merenda Escolar—School Feeding Programme
Country	Angola
Geographic area	Sub-Saharan Africa
Previous programme name (if any)	
Start date	In 1999, the WFP and Angola's Ministry of Education started cooperating in the area of school feeding programmes. Today, the programme is completely owned by the government. ¹
Programme objectives	To stimulate children's school enrolment and attendance, and to prevent school attrition by promoting a healthy diet in schools. ²
Programme type	Conditional in-kind transfer
Programme components	
Conditionalities (if any)	School attendance
Targeting methods	Categorical targeting
Target areas	Nationwide ²
Target groups	Children
Eligibility criteria	School enrolment
Eligibility reassessment (if any)	
Type of benefits	Food
Amount of benefits	The types of snacks depend on the students' age and time of feeding, and the predominant eating habits of the region. So far the snacks have not been standardised, but have been composed of macronutrients (carbohydrates, protein and fats) as well as micronutrients (vitamins and minerals). ³
Payment/delivery frequency	The snacks are offered daily during the longer intervals of the school day and after extra-curricular activities, which means that they may be distributed more than once a day. ²
Benefit delivery mechanism	The snacks are distributed in school cafeterias of primary public schools and in private schools through co-participation. In areas where schools do not have the necessary infrastructure, Municipal administrations may create cafeterias and community kitchens or distribute snacks to students. ²
Benefit recipients	Students
Minimum and maximum duration of benefits (if any)	The programme runs throughout the school year, and is inactive during school recesses. ²
Coverage	48 per cent of the children in the country benefit from school feeding programmes. ⁴
Programme expenditure	
Institutions and agencies involved	Direcção Nacional para a Acção Social Escolar (National Directory for Social School Action); Ministério da Educação (Ministry of Education); non-governmental organisations (NGOs); local governments ³
Monitoring and evaluation mechanisms and frequency	Local governments, through their respective local education authorities, are in charge of periodically supervising the programme's infrastructure so as to ensure proper sanitary conditions. ²

See the references on page 162: *Merenda Escolar—School Feeding Programme*

BOTSWANA

Destitute Persons' Allowance

Programme	Destitute Persons' Allowance
Country	Botswana
Geographic area	Sub-Saharan Africa
Previous programme name (if any)	
Start date	2003 ¹
Programme objectives	To ensure the provision of minimum assistance to destitute citizens. ²
Programme type	Unconditional cash transfer; unconditional in-kind transfer; social support services
Programme components	Food basket; burial services; cash allowance
Conditionalities (if any)	
Targeting methods	Proxy means-testing ³
Target areas	Nationwide ³
Target groups	Poor people and people with disabilities. ³
Eligibility criteria	To be eligible for this grant, the person must be assessed by social workers as either a permanently or temporarily destitute person. A permanently destitute person is unable to work due to disability, health issues and insufficient assets and income sources, having less than four livestock units, receiving an income of less than BWP120 per month for himself/herself or less than BWP150 per month if the person has dependents (a dependent is a child under 18 who relies on an adult for more than half of his/her subsistence). A temporarily destitute is a person temporarily incapacitated due to natural disasters and accidents or health-related issues. The temporarily destitute are usually able-bodied people, and are encouraged to engage in rehabilitation programmes. ³
Eligibility reassessment (if any)	In the event of the beneficiary's death, a reassessment is conducted to determine the new head of household and the level of assistance they require. ³
Type of benefits	Cash; food; services
Amount of benefits	Beneficiaries are provided with: a food basket every month, shelter, burial services (at the locality where death occurs or where the person regularly resides) and a monthly cash allowance. The cash equivalent of the total amount of food transfer ranges from BWP500 (USD58.80) to BWP600 (USD70.59), depending on the area, and the cash allowance is BWP230 (USD10.59) per person. Additionally, destitute students receive school uniforms, toiletries, private clothing and other grants for educational needs. All destitute persons are exempt from paying for public services (such as medical, school, water, service levy and electricity charges). ^{3,4}
Payment/delivery frequency	Monthly ³
Benefit delivery mechanism	Beneficiaries may receive the grants in cash (paid in person by officers from the Department of Social Services or via post office) or via bank deposit into their own accounts. ¹
Benefit recipients	
Minimum and maximum duration of benefits (if any)	Benefits cease in the event of death of the beneficiary. ³
Coverage	33,730 beneficiaries (2014) ⁴
Programme expenditure	BWP214 million (0.2 per cent of GDP) (2012/13) ⁵
Institutions and agencies involved	Government of Botswana, Ministry of Local Government (MLG)
Monitoring and evaluation mechanisms and frequency	

See the references on page 163: Destitute Persons Allowance

Ipelegeng—Public Works

Programme	<i>Ipelegeng</i> —Public Works
Country	Botswana
Geographic area	Sub-Saharan Africa
Previous programme name (if any)	<i>Ipelegeng</i> replaced previous drought relief ‘food-for-work’ programmes. ¹
Start date	The programme was made permanent in 2008, but has existed as a temporary relief measure since the country’s independence in the 1960s. ^{1,2}
Programme objectives	To serve as a poverty alleviation instrument in the country’s urban and rural areas. ¹
Programme type	Public works—cash for work; food for work ¹
Programme components	
Conditionalities (if any)	None
Targeting methods	Self-targeting; however, where there is excess demand, a lottery is used to select the beneficiaries. ¹
Target areas	Both urban and rural areas. ³
Target groups	Working-age people ¹
Eligibility criteria	All people 18 years and older who have their Omang (national identity card) may apply for work. ¹
Eligibility reassessment (if any)	Beneficiaries need to reapply every month for work. In case of excess demand, those who did not work the previous month have priority. ¹
Type of benefits	Cash; food ¹
Amount of benefits	BWP480 for each six-hour work period for 20 or 22 working days; supervisors receive BWP560 per month. From 2012/13 onwards, a daily meal is also supplied at a cost of BWP5, which adds another BWP100 to the monthly pay, amounting to BWP580 per month (USD76.30). ¹
Payment/delivery frequency	Monthly ¹
Benefit delivery mechanism	
Benefit recipients	
Minimum and maximum duration of benefits (if any)	20 to 22 working days per month. ¹
Coverage	55,000 beneficiaries (2012/2013) ¹
Programme expenditure	0.3 per cent of GDP (2012/2013) ¹
Institutions and agencies involved	Government of Botswana, Ministry of Local Government (MLG)
Monitoring and evaluation mechanisms and frequency	Local authorities produce reports on the programme’s monthly implementation progress. The latest evaluation of the programme was carried out by UNICEF in 2012. ^{2,3}

See the references on page 163: *Ipelegeng*—Public Works

National Orphan Care Programme

Programme	National Orphan Care Programme
Country	Botswana
Geographic area	Sub-Saharan Africa
Previous programme name (if any)	
Start date	1999 ¹
Programme objectives	To alleviate hardships for orphans from low- and middle-income families. ²
Programme type	Social support services; unconditional in-kind transfers
Programme components	The programme seeks to address the care of orphans and vulnerable children through: <ul style="list-style-type: none"> • institutional support, which involves social workers, psychosocial support (counselling), material support, shelter and support visits, and may include temporary housing/foster care and assistance in obtaining birth certificates; • material support, which includes a food basket, clothing, blankets, gas cylinders and gas stoves, school uniforms and transport subsidies for school attendance.^{2, 3, 4}
Conditionalities (if any)	
Targeting methods	Categorical targeting
Target areas	Nationwide
Target groups	Orphans and vulnerable children.
Eligibility criteria	An orphan is defined as any child (younger than 18) who has lost both parents or the single responsible parent. A vulnerable child is defined as any child (younger than 18) who: lives in an abusive environment; or in a poor family with limited access to basic services; or is the head of a household; or lives with sick parents or outside family care; or is HIV-positive. ⁴
Eligibility reassessment (if any)	
Type of benefits	Services; food
Amount of benefits	Monthly food basket with a value ranging between BWP500 (USD58.82) to BWP500 (USD76.47) depending on the area; school uniform; fees for transportation, lease and leisurely activities; other cash grants according to necessity. ^{5,6}
Payment/delivery frequency	Monthly ⁵
Benefit delivery mechanism	
Benefit recipients	Caregivers (guardians) or orphans who are heads of households caring for younger siblings. ⁵
Minimum and maximum duration of benefits (if any)	
Coverage	35,076 beneficiaries (2015) ⁶
Programme expenditure	BWP 368,000,000 (2015) ⁶
Institutions and agencies involved	Ministry of Local Government
Monitoring and evaluation mechanisms and frequency	Local institutions implementing programmes for orphans and vulnerable children report to the Department of Social Services (DSS) through the Department of Social and Community Development (DS&CD), using provided standard indicators. ⁷

See the references on page 163: National Orphan Care Programme

Old-Age Pension (OAP)

Programme	The Old-Age Pension (OAP)
Country	Botswana
Geographic area	Sub-Saharan Africa
Previous programme name (if any)	
Start date	1996 ¹
Programme objectives	To provide income security for elderly Botswana citizens. ²
Programme type	Unconditional cash transfer
Programme components	
Conditionalities (if any)	
Targeting methods	Categorical/universal targeting ³
Target areas	Nationwide
Target groups	Elderly
Eligibility criteria	To be eligible, an individual must: <ul style="list-style-type: none"> • be a citizen of Botswana; • be at least 65 years old; • have a valid <i>Omang</i> (national identity card); and • be registered with the Department of Social Services.
Eligibility reassessment (if any)	If the beneficiary receives the pension via bank deposit or through a proxy, they must make a 'life declaration' every three months, otherwise the pension is terminated. ⁴
Type of benefits	Cash
Amount of benefits	BWP300 (USD29.41) per month. ⁵
Payment/delivery frequency	Monthly ⁴
Benefit delivery mechanism	Beneficiaries may decide to access the allowance as: cash from Pension Officers at the <i>Kgotla</i> (community council); cash from post offices in areas where they are available; or bank deposits directly to their bank accounts. ⁴
Benefit recipients	If beneficiaries are unable to collect the pension themselves, another person may be directly appointed by them (preferably a relative). ⁴
Minimum and maximum duration of benefits (if any)	
Coverage	95 per cent of the elderly (5 per cent of the total population) or 98,714 beneficiaries (in 2014) ^{5,6}
Programme expenditure	0.26 per cent of GDP ³
Institutions and agencies involved	Government of Botswana, Ministry of Local Government (MLG)
Monitoring and evaluation mechanisms and frequency	

See the references on page 164: Old-Age Pension

School Feeding Programme

Programme	School Feeding Programme
Country	Botswana
Geographic area	Sub-Saharan Africa
Previous programme name (if any)	
Start date	2012 ¹
Programme objectives	To prevent child malnutrition, improve school attendance and promote nutrition education in schools. ¹
Programme type	Conditional in-kind transfer
Programme components	
Conditionalities (if any)	The meals are served at school; therefore, school attendance is the implicit conditionality of the programme. ²
Targeting methods	Categorical targeting ²
Target areas	Nationwide ²
Target groups	Children
Eligibility criteria	School enrolment in government primary and secondary schools. ³
Eligibility reassessment (if any)	
Type of benefits	Food
Amount of benefits	One meal per day is provided, except for children in Remote Area Districts (RADs), who receive a second meal, and for boarders at secondary schools, who are provided three meals a day. Since 2003 the menu has included the local staple cereal (sorghum), beef and some imported food items. From 2008 onwards, seasonal agricultural produce from local farms has been provided. Secondary school menus also include vegetables and funa (orange) drink. ^{1,3}
Payment/delivery frequency	Daily ¹
Benefit delivery mechanism	The meal is delivered in schools. ²
Benefit recipients	Students ¹
Minimum and maximum duration of benefits (if any)	The programme runs for a total of 185 days a year, except in remote areas where extra meals are provided. ²
Coverage	430,690 beneficiaries (2012/13) ⁴
Programme expenditure	BWP485 million or 0.4 per cent of GDP (2012/13) ⁴
Institutions and agencies involved	Ministry of Local Government, Food Relief Services ¹
Monitoring and evaluation mechanisms and frequency	District Commissioners supervise the school feeding programme through the district-based Department of Food Relief Services (DFRS). ²

See the references on page 164: [School Feeding Programme](#)

Vulnerable Group Feeding Programme (VGFP)

Programme	Vulnerable Group Feeding Programme (VGFP)
Country	Botswana
Geographic area	Sub-Saharan Africa
Previous programme name (if any)	
Start date	1988 ¹
Programme objectives	To assist the most vulnerable and food-insecure populations during drought. ¹
Programme type	Unconditional In-kind transfer
Programme components	
Conditionalities (if any)	
Targeting methods	Categorical targeting ²
Target areas	Nationwide ²
Target groups	Children; pregnant women; chronically ill individuals ²
Eligibility criteria	During the drought season: all children aged 6–60 months are eligible; supplementary feeding is also provided to medically selected pregnant and lactating women, and outpatients with tuberculosis or leprosy. During the non-drought season: children under 5 years of age are eligible according to their medical conditions. ^{1,2}
Eligibility reassessment (if any)	
Type of benefits	Food
Amount of benefits	Take-home food rations are provided in clinics for children aged 6–60 months, with different ration packages according to age group (6–18, 19–36 and 37–60 months). Rations are composed of maize meal, beans and vegetable oil, <i>tsabana</i> (sorghum/soya) with vitamin enrichment, and dry skimmed milk. ^{2,3}
Payment/delivery frequency	
Benefit delivery mechanism	Take-home food rations are provided via clinics. ²
Benefit recipients	
Minimum and maximum duration of benefits (if any)	
Coverage	383,392 beneficiaries (18.3 per cent of the population) in 2012/2013 ⁴
Programme expenditure	0.1 per cent of GDP (2012/13) ⁴
Institutions and agencies involved	Ministry of Local Government, Food Relief Services Division ⁴
Monitoring and evaluation mechanisms and frequency	

See the references on page 165: Vulnerable Group Feeding Programme (VGFP)

World War II (WWII) Veterans Allowance

Programme	World War II (WWII) Veterans Allowance
Country	Botswana
Geographic area	Sub-Saharan Africa
Previous programme name (if any)	
Start date	April 1998 ¹
Programme objectives	To show appreciation for the effort and sacrifice of former combatants who participated in the First or Second World Wars. ¹
Programme type	Unconditional cash transfer
Programme components	
Conditionalities (if any)	
Targeting methods	Categorical targeting ²
Target areas	Nationwide ²
Target groups	Former combatants of the First or Second World Wars. ²
Eligibility criteria	Beneficiaries are: citizens of Botswana who participated in World War I or II and have a valid <i>Omang</i> (National Identity Card); or the spouse(s) of a deceased veteran who has not remarried); or the orphaned child (under 21 years old) of a veteran. ²
Eligibility reassessment (if any)	Beneficiaries who receive the grant via bank credit or through a proxy need to make a 'life declaration' once every three months to not have their grant suspended. ²
Type of benefits	Cash ²
Amount of benefits	BWP420 (USD46.67) ³
Payment/delivery frequency	Monthly ²
Benefit delivery mechanism	The grants are delivered as cash from Pension Officers at the <i>Kgotla</i> (community council) or from post offices. Alternatively, the grants can be transferred directly to the beneficiaries' bank accounts. ²
Benefit recipient	If a beneficiary is unable to collect his or her grant (due to health, old-age or disability issues) they may appoint a proxy—preferably a relative—and must provide his/her <i>Omang</i> to have the grant delivered. ²
Minimum and maximum duration of benefits (if any)	
Coverage	2,010 beneficiaries (2015) ³
Programme expenditure	BWP 8,865,440 (2015) ³
Institutions and agencies involved	Government of Botswana; Ministry of Local Government (MLG) ²
Monitoring and evaluation mechanisms and frequency	

See the references on page 165: World War II (WWII) Veterans Allowance

BURKINA FASO

Nahouri Cash Transfers Pilot Project (NCTPP)

Programme	Nahouri Cash Transfers Pilot Project (NCTPP)
Country	Burkina Faso
Geographic area	Sub-Saharan Africa
Previous programme name (if any)	
Start date	2008 ¹
Programme objectives	Reducing poverty among HIV/AIDS-affected families. ²
Programme type	Conditional cash transfer; unconditional cash transfer
Programme components	The two-year pilot was meant to test alternative ways of delivering cash transfers. The target population was randomly divided into four different groups: two received an unconditional transfer (in one group, the benefit was delivered to the father and in the other, to the mother); two received a conditional transfer (in one group, the benefit was delivered to the father and in the other, to the mother). ¹
Conditionalities (if any)	Children (0–6) had to attend health centres and have at least 90 per cent school attendance every quarter. ²
Targeting methods	Geographical targeting and proxy means-testing. ²
Target areas	60 villages of the Nahouri province ³
Target groups	Orphans and vulnerable children (OVC), made vulnerable by HIV or poverty. ³
Eligibility criteria	Children under 15 who were either: <ul style="list-style-type: none"> • orphans; • living with a person living with HIV; or • living below the poverty line as defined by a 2007 national survey.³
Eligibility reassessment (if any)	
Type of benefits	Cash
Amount of benefits	Ages 0–6: XOF1,000 (USD2.04) Ages 7–10: XOF2,000 (USD4.08) Ages 11–15: XOF4,000 (USD8.17) ⁴
Payment/delivery frequency	Quarterly
Benefit delivery mechanism	Village committees were responsible for providing the payments. ³
Benefit recipients	Heads of households ³
Minimum and maximum duration of benefits (if any)	
Coverage	2600 families in 60 villages (2011) ³
Programme expenditure	USD1.4 million per year (2010) ²
Institutions and agencies involved	Le Conseil National de Lutte Contre le SIDA (National Council for Fighting AIDS) ²
Monitoring and evaluation mechanisms and frequency	Evaluation was supported by the Government of Burkina Faso and international donors. ³

See the references on page 165: Nahouri Cash Transfers Pilot Project (NCTPP)

CAMEROON

Cameroon Social Safety Nets Project

Programme	Cameroon Social Safety Nets Project
Country	Cameroon
Geographic area	Sub-Saharan Africa
Previous programme name (if any)	Cash transfer pilot (funded by the government for 24 months) ¹
Start date	2014 ²
Programme objectives	To ameliorate the living conditions of poor and vulnerable populations, while also improving behaviours related to the health, nutrition and education of beneficiaries. ¹
Programme type	Unconditional cash transfer; public work ²
Programme components	Includes a cash transfer component and a public work component; also includes training activities related to financial literacy and income-generation, supported by NGOs and other institutions. ²
Conditionalities (if any)	Soft conditionalities related to education, health, nutrition, income-generating activities and public interest works. These soft conditionalities are proposed as a moral contract upon beneficiary registration, encouraging them to provide proper schooling and health care for children and to use the transfers for those ends. ^{1, 2}
Targeting methods	Community-based targeting; proxy means-testing ¹
Target areas	10 rural departments of the 5 poorest regions of Cameroon plus selected households in Yaoundé and Douala. ³
Target groups	Poor households ³
Eligibility criteria	Chronically poor rural households, particularly those vulnerable to food insecurity and malnutrition. ³
Eligibility reassessment (if any)	
Type of benefits	Cash
Amount of benefits	XAF20,000 (USD40) every two months XAF80,000 (USD160) upon the 6th and 12th payments ⁴
Payment/delivery frequency	Bi-monthly
Benefit delivery mechanism	Combination of information and communication technologies, including smartcards and mobile phones. ³
Benefit recipients	Oldest woman in the household or first spouse (for polygamous households); if there are no adult women in the household, the male household head can be the designated recipient. ³
Minimum and maximum duration of benefits (if any)	24 months (maximum duration) ³
Coverage	Estimated 40,000 households ³
Programme expenditure	USD50 million ³
Institutions and agencies involved	Government of Cameroon—Project Management Unit (PMU); International Development Association (IDA); World Bank ³
Monitoring and evaluation mechanisms and frequency	Monitoring system composed of: <ul style="list-style-type: none"> • monitoring and evaluation expert at the central level; • field operators at the local level; • local citizen control groups at the village level; and • a management information system (MIS) for monitoring payments.¹

See the references on page 166: Cameroon Social Safety Nets Project

CAPE VERDE

Frentes de Alta Intensidade de Mão-de-Obra (FAIMO)

Programme	<i>Frentes de Alta Intensidade de Mão-de-Obra (FAIMO)</i>
Country	Cape Verde
Geographic area	Sub-Saharan Africa
Previous programme name (if any)	
Start date	In place since the country's independence in the 1970s, the programme underwent structural reforms in the late 1990s to strengthen the role of civil society in the execution of projects; to integrate FAIMO workers in the formal labour market or in some form of independent work; and to reform the institutional framework responsible for the programme's activities. A non-contributory pension scheme began in 1992 for ex-FAIMO workers which was later unified with other non-contributory schemes under the Social Pension programme. ^{1,2,3,4,5}
Programme objectives	FAIMO: providing job security for rural workers affected by the country's periodic droughts. Non-contributory pension scheme: to improve income security of former FAIMO workers, functioning as a 'retirement' pension. ^{2,6}
Programme type	FAIMO: cash for work Non-contributory pension scheme: unconditional cash transfer
Programme components	Labour-intensive public works programme (cash for work); Non-contributory pension scheme (1992 onwards) ³
Conditionalities (if any)	
Targeting methods	FAIMO: self-targeting Non-contributory pension scheme: categorical targeting ^{2,6}
Target areas	Rural areas ⁷
Target groups	Poor working-age people and elderly people in rural areas. ⁷
Eligibility criteria	Non-contributory pension scheme: beneficiaries must be over 60 years old and have at least 10 years of experience in working with the FAIMO. ^{2,6}
Eligibility reassessment (if any)	
Type of benefits	Cash
Amount of benefits	FAIMO: CVE250–350 (USD2–3) per day Non-contributory pension scheme: Yearly USD300 payment ^{2,6}
Payment/delivery frequency	Non-contributory pension scheme: Yearly ^{6,2}
Benefit delivery mechanism	
Benefit recipients	
Minimum and maximum duration of benefits (if any)	FAIMO: 3–8 months per year, depending on the agricultural cycle. ⁴
Coverage	FAIMO: 16,000 to 17,000 workers per year (2009) Non-contributory pension scheme: 44 per cent of FAIMO workers (2003) ⁷
Programme expenditure	
Institutions and agencies involved	Government of Cape Verde
Monitoring and evaluation mechanisms and frequency	

See the references on page 166: *Frentes de Alta Intensidade de Mão-de-Obra (FAIMO)*

Pensão Social—Social Pension

Programme	<i>Pensão Social</i> —Social Pension
Country	Cape Verde
Geographic area	Sub-Saharan Africa
Previous programme name (if any)	
Start date	2006 (under the National Centre of Social Pensions) ¹
Programme objectives	To provide basic income security for elderly citizens, people with disabilities and poor children with disabilities. ¹
Programme type	Unconditional cash transfer
Programme components	In addition to the monthly pension, beneficiaries have access to the Mutual Health Fund, which provides allowances for medicine purchases and a funeral grant. ¹
Conditionalities (if any)	
Targeting methods	Means test ¹
Target areas	Nationwide
Target groups	Elderly people (over 60 years old), people with disabilities, and children with disabilities living in poor families. ¹
Eligibility criteria	Applicants for the pension must fill out a form for identification and provide basic documentation. Applicants must be Cape Verde citizens living below the national official poverty line (CVE4,123 in 2007) and not covered by any other social security scheme.
Eligibility reassessment (if any)	Social workers verify the conditions for selection of applicants in person and a web-based application manages all the processes and procedures. ¹
Type of benefits	Cash
Amount of benefits	Monthly payment of CVE5,000 (around USD65); beneficiaries also have access to the Mutual Health Fund, which subsidises medicine purchases of up to CVE2,500 per year and provides a funeral allowance of CVE7,000. ¹
Payment/delivery frequency	Monthly
Benefit delivery mechanism	The pensions are paid through local post offices. ¹
Benefit recipients	
Minimum and maximum duration of benefits (if any)	
Coverage	46 per cent of the elderly population ¹
Programme expenditure	0.4 per cent of GDP ¹
Institutions and agencies involved	Ministry of Youth, Employment and Human Resources Development of Cape Verde (supervision); National Centre of Social Pensions (CNPS; management) ¹
Monitoring and evaluation mechanisms and frequency	CNPS manages the social pensions autonomously. ¹

See the references on page 167: *Pensão Social*—Social Pension

COMOROS

Argent Contre Travail (ACT)—Cash for Work

Programme	<i>Argent Contre Travail (ACT)</i> —Cash for Work ¹
Country	Comoros
Geographic area	Sub-Saharan Africa
Previous programme name (if any)	
Start date	Cash-for-work programmes were put in place to promote employment during periods of crisis. From 2015 onwards, the government decided to turn the existing cash-for-work programmes into a productive safety net programme. ¹
Programme objectives	To offer cash-for-work opportunities to the poorest or labour-constrained households as a way to smooth their consumption patterns and help them to develop productive activities. ¹
Programme type	Public works—cash for work
Programme components	Training and capacity-building activities for beneficiaries as part of the working day. ¹
Conditionalities (if any)	
Targeting methods	Geographical targeting, community-based targeting and self-targeting.
Target areas	Poorest communities of the country as identified by the Planning Commission based on the Household Survey and Census data. ¹
Target groups	Poor populations
Eligibility criteria	Individuals living in the target areas and considered to be poor according to the criteria determined at the community level. ¹
Eligibility reassessment (if any)	
Type of benefits	Cash
Amount of benefits	Daily wage rate of KMF1,000 (approximately USD2.70) for five hours of work per day; the rate may be adjusted according to economic changes in the country. ¹
Payment/delivery frequency	
Benefit delivery mechanism	
Benefit recipient	
Minimum and maximum duration of benefits (if any)	60 days of work per year during the lean season ¹
Coverage	
Programme expenditure	USD3.2 million (financed by the World Bank) ¹
Institutions and agencies involved	Government of Comoros; World Bank
Monitoring and evaluation mechanisms and frequency	The programme will be monitored through the Community Development Support Fund (FADC). ¹

See the references on page 167: *Argent Contre Travail (ACT)*—Cash for Work

REPUBLIC OF CONGO

LISUNGI Safety Nets Project

Programme	LISUNGI Safety Nets Project
Country	Republic of Congo
Geographic area	Sub-Saharan Africa
Previous programme name (if any)	
Start date	2014 ¹
Programme objectives	To improve beneficiaries' access to health and education services. ¹
Programme type	Conditional and unconditional cash transfers.
Programme components	Conditional cash transfers (transfers targeted at households with children) and unconditional cash transfers (transfers targeted at elderly beneficiaries). ²
Conditionalities (if any)	Health and education-related conditionalities are in place for households with children, such as: regular visits to health centres, including antenatal and post-natal exams, check-ups and vaccination; a minimum of 80 per cent of school attendance per month for each child; and participation in programme-specific activities. Transfers to elderly beneficiaries are unconditional, though they benefit from a social workers' information on the use of preventive health care services. ²
Targeting methods	Community-based targeting and proxy means-testing; in the pilot phase, a random draw process among eligible households was also implemented. ²
Target areas	The following districts participated in the first phase of the programme: Makélékélé, Bacongo, Mougali and Talangai in the department of Brazzaville; Mvoumvou, department of Pointe Noire; and Makoua and Oyo, department of Cuvette. ² In 2015, with additional funding from the French Development Agency (FDA), the programme was extended to peripheral areas surrounding Brazzaville (Djiri, Madibou, Mfilou) and Pointe-Noire (Loandjili).
Target groups	Women, children and elderly people.
Eligibility criteria	Eligible beneficiaries are those with adult equivalent household consumption below the food poverty line, who live in the selected districts—in particular, families with pregnant women and/or children (0–14 years old) and elderly people (60 years old and above). ²
Eligibility reassessment (if any)	After the beneficiary households receive the last scheduled payment, their situation is reassessed by the community committee, which will decide if they must continue receiving the benefits until December 2017 or if they may be referred to other programmes from the Ministry of Social Affairs. ²
Type of benefits	Cash
Amount of benefits	Three different amounts of benefits are provided under the programme: a fixed benefit per household of XAF10,000 (USD20) per month; an additional child benefit of XAF5,000 (USD10) per child per month; and an additional elderly individual benefit of FCFA10,000 (USD20) per elderly person per month. The maximum level of benefits for a single household is XAF45,000 (USD90) per month. ²
Payment/delivery frequency	Quarterly ²
Benefit delivery mechanism	Payment is conducted by agencies within private and public banks, microfinance institutions and mobile telephone companies. ²

Benefit recipients	Female spouses (or mothers) of the heads of the household (for the conditional cash transfers), and the elderly individual (for the unconditional cash transfers). ²
Minimum and maximum duration of benefits (if any)	The first phase of the programme provides beneficiaries with a quarterly cash transfer for two years, totalling eight payments. After the last payment, a reassessment is conducted to evaluate which households will continue to receive the benefits until December 2017 and which will be referred to other programmes. ²
Coverage	5,000 households was the target coverage for the first phase of the programme (2013); coverage increased with an addition of 3,500 households and 1,204 elderly (2015). ²
Programme expenditure	USD12.2 million (2013) ²
Institutions and agencies involved	Ministry of Social Affairs (Ministère des affaires sociales, de l'action humanitaire et de la solidarité—MASAHS); World Bank; French Development Agency; UNICEF ²
Monitoring and evaluation mechanisms and frequency	Monitoring and process evaluation is scheduled to occur at each stage of the programme's implementation. Baseline and a follow-up surveys are scheduled to be implemented to evaluate the impact of the programme on beneficiaries. A mid-term review is also expected to take place in 2016. ²

See the references on page 167: LISUNGI Safety Nets Project

DJIBOUTI

Programme National de Solidarité Famille (PNSF)—National Programme of Family Solidarity

Programme	<i>Programme National de Solidarité Famille (PNSF)</i> —National Programme of Family Solidarity
Country	Djibouti
Geographic area	Middle East and North Africa
Previous programme name (if any)	
Start date	2015 ¹
Programme objectives	To provide support for families in extreme poverty. ¹
Programme type	Unconditional cash transfer
Programme components	
Conditionalities (if any)	
Targeting methods	Urban areas: proxy means test Rural areas: community-based targeting
Target areas	Nationwide ¹
Target groups	Children; people with disabilities; elderly people; pregnant women
Eligibility criteria	Beneficiary families are poor and vulnerable, with members who have a disability or are elderly (more than 70 years old), under 5 years old or orphans and vulnerable children.
Eligibility reassessment (if any)	
Type of benefits	Cash
Amount of benefits	FDJ18,000; an additional transfer may be granted to families who care for a member of the household who is elderly or has a disability. ¹
Payment/delivery frequency	Every three months ¹
Benefit delivery mechanism	The payment system should rely on microfinance institutions.
Benefit recipients	
Minimum and maximum duration of benefits (if any)	
Coverage	In the first phase of implementation, 6,537 households are expected to be reached, and in the second phase 9,807.
Programme expenditure	
Institutions and agencies involved	Government of Djibouti; State Secretariat for National Solidarity ¹
Monitoring and evaluation mechanisms and frequency	Every six months, monitoring is to be conducted through follow-up questionnaires to beneficiaries.

See the references on page 167:

Programme National de Solidarité Famille (PNSF)—National Programme of Family Solidarity

EGYPT

Food and Energy Subsidies

Programme	Food and Energy Subsidies
Country	Egypt
Geographic area	Middle East and North Africa
Previous programme name (if any)	
Start date	1920 ¹
Programme objectives	To meet the basic needs of unemployable poor people, build human capacities of the employable poor population and protect vulnerable groups from unexpected shocks. ²
Programme type	Food subsidies; fuel and electricity subsidies
Programme components	Subsidies cover petroleum products and foodstuffs. ³
Conditionalities (if any)	
Targeting methods	Universal, however, a process of reform has started to move from universal subsidies to targeted approaches. A Unified National Registry of beneficiaries has been set up by the government and has already started linking the Family Smart Card (used by the food subsidy programme) to other social security databases. ^{1,4}
Target areas	Nationwide
Target groups	
Eligibility criteria	
Eligibility reassessment (if any)	
Type of benefits	Subsidised food and electricity; in the case of the food subsidies, beneficiaries are provided with subsidised Baladi bread (up to 5 loaves per day) and ration cards which are recharged monthly and allow for the purchase of 20 different food commodities. ⁴
Amount of benefits	Food subsidies: the smart card is charged with EGP15 (USD2) per month; Baladi bread is sold to beneficiaries for EGP0.05 per unit, and bakers are compensated for the total cost of production per unit (EGP0.36). ^{4,5}
Payment/delivery frequency	Food subsidies: ration cards are recharged monthly. ⁴
Benefit delivery mechanism	Food subsidies: ration cards operate via a smart card system. ⁴
Benefit recipients	
Minimum and maximum duration of benefits (if any)	
Coverage	Food subsidies: 96.9 per cent of the poor population in 2008/2009 (2012) Energy subsidies: The poorest 40 per cent of the population receive only 3 per cent of direct gasoline subsidies, 7 per cent of natural gas subsidies and 10 per cent of diesel subsidies. ^{3,6}
Programme expenditure	Food and energy subsidies: Approximately 13 per cent of GDP. ¹ Energy subsidies: EGP143.7 billion (USD21 billion) in 2013/14 or 19.5 per cent of total government spending. ^{1,2,7} The government is currently reforming its subsidies, aiming at liberalising fuel and electricity prices over the next 5–10 years. The resulting savings from the energy subsidies sector is scheduled to be invested in the newly implemented social safety net programmes. ⁴
Institutions and agencies involved	Government of Egypt; General Administration for Supply of Commodities ¹
Monitoring and evaluation mechanisms and frequency	

See the references on page 167: Food and Energy Subsidies

School Feeding Programme

Programme	School Feeding Programme
Country	Egypt
Geographic area	Middle East and North Africa
Previous programme name (if any)	Prior to the school feeding programme there was a school milk programme, and school meals were available for students to purchase. ¹
Start date	1951 ¹
Programme objectives	To improve the nutritional status of students and thus enhance their physical and mental development. ²
Programme type	Conditional in-kind transfer
Programme components	
Conditionalities (if any)	School attendance
Targeting methods	Geographical targeting ^{1,3}
Target areas	
Target groups	Children
Eligibility criteria	The Ministry of Education selects the targeted kindergarten and primary schools based on a 'poverty map', and some secondary schools are selected based on demonstrably high academic achievement. Children are eligible based on school attendance.
Eligibility reassessment (if any)	
Type of benefits	Food
Amount of benefits	In addition to the school milk programme, biscuits are distributed (made of wheat, ghee, egg, sugar and salt) and sweet pies (made of sesame seeds, dates or raisins, and wheat). Kindergarteners usually receive milk and biscuits and the more substantial sweet pies are usually distributed to the older students. ¹
Payment/delivery frequency	
Benefit delivery mechanism	
Benefit recipient	Students
Minimum and maximum duration of benefits (if any)	
Coverage	7,002,000 beneficiaries or 64 per cent of children who attend school ³
Programme expenditure	EGP0.8 billion (2013-2014 budget) ⁴
Institutions and agencies involved	Ministry of Education; Ministry of Health; Ministry of Agriculture; Ministry of Industry; and the Social Solidarity Directorate. ¹
Monitoring and evaluation mechanisms and frequency	Monitoring and evaluation duties fall to the Ministry of Education. ¹

See the references on page 168: School Feeding Programme

Social Solidarity Pension

Programme	Social Solidarity Pension
Country	Egypt
Geographic area	Middle East and North Africa
Previous programme name (if any)	
Start date	1980 ¹
Programme objectives	To prevent poverty among households with no able-bodied males. ¹
Programme type	Unconditional cash transfer
Programme components	
Conditionalities (if any)	
Targeting methods	Categorical targeting and means-testing (but the government is moving to other methods such as geographic targeting and proxy means-testing).
Target areas	Nationwide
Target groups	Households with no able-bodied males ¹
Eligibility criteria	Beneficiaries must not be receiving another type of pension and must belong to a household with no able-bodied male provider. ¹
Eligibility reassessment (if any)	
Type of benefits	Cash
Amount of benefits	1-person household: EGP215 2-person household: EGP240 3-person household: EGP275 4-person household: EGP300 ¹
Payment/delivery frequency	Monthly
Benefit delivery mechanism	
Benefit recipients	Heads of households ¹
Minimum and maximum duration of benefits (if any)	
Coverage	4.3 per cent of all families (between 2008 and 2009); currently 1.5 million families are covered (2015). ^{2,3}
Programme expenditure	Cash transfers account for 0.2 per cent of GDP (2013); currently EGP6.3 billion is allocated to this programme per year (2015). ^{2,3,4}
Institutions and agencies involved	Ministry of Social Solidarity (MoSS)
Monitoring and evaluation mechanisms and frequency	

See the references on page 168: [Social Solidarity Pension](#)

Takaful and Karama (Solidarity and Dignity)

Programme	Takaful and Karama
Country	Egypt
Geographic area	Middle East and North Africa
Previous programme name (if any)	
Start date	2015 ¹
Programme objectives	Takaful aims to promote children's human development through health- and education-related conditional cash transfers. Karama aims to promote social inclusion among elderly people and people with disabilities, through an unconditional cash transfer. ²
Programme type	Conditional and unconditional cash transfers.
Programme components	Takaful: conditional cash transfer; Karama: unconditional cash transfers ¹
Conditionalities (if any)	Takaful: children aged 0–6 years and mothers must make two visits to health clinics per year and attend nutrition awareness sessions. Mothers must maintain their child's growth-monitoring records and ensure regular immunisation and antenatal and post-natal care. ²
Targeting methods	Geographical targeting; proxy means-testing; self-targeting ^{1,2}
Target areas	In the roll-out phase, the programme focused on 19 poorest districts (with a poverty rate of 60 per cent and over), located in the Upper Egypt region. ²
Target groups	Takaful: children; Karama: elderly people and people with disabilities.
Eligibility criteria	Takaful: children under 18 years old from poor households; Karama: poor elderly people (65 years and older) and people with severe/permanent disabilities. ²
Eligibility reassessment (if any)	
Type of benefits	Cash
Amount of benefits	Takaful: benefits range from EGP325 (USDD44) to EGP625 (USDD84) per household per month depending on the number of children; higher incentives are provided for children enrolled in higher grades Karama: benefits range from EGP350 to EGP1050 (USDD140) per household per month (maximum of 3 beneficiaries per household). ²
Payment/delivery frequency	Takaful: quarterly; Karama: monthly ²
Benefit delivery mechanism	Beneficiary families may collect their benefits using Takaful and Karama Smart Cards at automated teller machines (ATMs) or in person at a post office or at Ministry of Social Solidarity's units. ²
Benefit recipients	
Minimum and maximum duration of benefits (if any)	
Coverage	In the roll-out phase, 0.5 million households were enrolled in the programme, which is expected to reach a coverage of 1.5 million households by the end of 2017. ^{1,2}
Programme expenditure	The programme's annual expenditure is expected to be EGP10.89 billion (USDD1.46 billion) by 2017. ²
Institutions and agencies involved	Government of Egypt; Ministry of Social Solidarity (MoSS); World Bank
Monitoring and evaluation mechanisms and frequency	

See the references on page 169: Takaful and Karama (Solidarity and Dignity)

ETHIOPIA

Productive Safety Net Programme (PSNP)

Programme	Productive Safety Net Programme (PSNP)
Country	Ethiopia
Geographic area	Sub-Saharan Africa
Previous programme name (if any)	
Start date	2005 ¹
Programme objectives	To enhance livelihoods and resilience to shocks and to improve food security and nutrition for rural households vulnerable to food insecurity ²
Programme type	Direct support component: unconditional in-kind and cash transfers. Public works component: public works programme, cash and food for work. ¹
Programme components	Public works; direct support; livelihood component. Under the umbrella of the PSNP, using the PSNP beneficiary lists and the same benefit level, the government of Ethiopia with the support of UNICEF, is piloting the Integrated Nutrition and Social Cash Transfer Programme (IN-SCT) in the Southern Nations, Nationalities and People's region (SNNPR) (Shashego and Halaba Woredas) and Oromya Region (Adami Tulu and Dodota <i>woredas</i>). This pilot is testing new provisions planned under the new PSNP that are not yet implemented, such as linkages to social services, case management through social workers and a stronger nutrition component. ²
Conditionalities (if any)	
Targeting methods	Geographic targeting and community-based targeting. In the current fourth phase of the programme, a proxy means test is expected to be introduced as an additional verification. ^{2,3}
Target areas	Afar, Amhara, Dire Dawa, Harare, Oromiya, SNNP, Somali and Tigray Regions. As of 2016, the number of targeted <i>woredas</i> (districts) stands at 340 and is expected to increase to 411 by 2018. ^{1,2}
Target groups	Chronically food-insecure households ¹
Eligibility criteria	Food-insecure households, defined as those that reside in one of the chronically food-insecure <i>woredas</i> and who have faced three or more months of food shortage over the last three years, or who are unable to support themselves. ²
Eligibility reassessment (if any)	An annual recertification process is conducted. ²
Type of benefits	Food, cash or a combination of both. ⁴
Amount of benefits	Beneficiaries are paid in cash equivalent to 15kg of cereals and 4kg of pulses per month (adjusted for inflation). The wage rate used to compute the transfer in cash varies according to the purchasing power in different areas. ²
Payment/delivery frequency	Monthly
Benefit delivery mechanism	Benefits in cash can be paid via WOFED cashiers, or electronically through payment service providers; food transfers can occur in-kind via distribution points or as food vouchers. ²
Benefit recipients	Heads of households ²
Minimum and maximum duration of benefits (if any)	Direct support component: 12 months (minimum) Public works component: 6 months (minimum) ²
Coverage	The number of total beneficiaries increased to 10 million in 2015. ²
Programme expenditure	Annual budget of USD900 million

Institutions and agencies involved	Embassy of the Kingdom of the Netherlands (EKN); European Commission (EC); Danish International Development Agency (DANIDA); Department of Foreign Affairs, Trade and Development (DFAT); Irish Aid (IA); Swedish International Development Cooperation Agency (SIDA); United Nations Children’s Fund (UNICEF); United States Agency for International Development (USAID); UK Department for International Development (DFID); World Bank (WB); World Food Programme (WFP); Government of Ethiopia, Ministry of Labour and Social Affairs (MOLSA) ²
Monitoring and evaluation mechanisms and frequency	The structure of the monitoring and evaluation system is decentralised with vertical and horizontal reporting. Monitoring is based on data collected monthly/quarterly while evaluation data are collected annually. Local government staff is responsible for monitoring and evaluation, while community representatives oversee the cash payment process. ⁵

See the references on page 169: Productive Safety Net Programme (PSNP)

School Meals Programme (SMP)

Programme	School Meals Programme (SMP)
Country	Ethiopia
Geographic area	Sub-Saharan Africa
Previous programme name (if any)	
Start date	World Food Programme (WFP)-sponsored school meals started in 1994. ¹
Programme objectives	To improve school enrolment, attendance and retention in the country's most food-insecure areas. ¹
Programme type	Conditional in-kind transfer
Programme components	Complementary measures include deworming campaigns (supported by WHO) and school gardening activities (supported by the Food and Agriculture Organization—FAO). ²
Conditionalities (if any)	School attendance
Targeting methods	Geographical targeting and categorical targeting. ¹
Target areas	Rural <i>woredas</i> with the highest food security deficits ¹
Target groups	Children ¹
Eligibility criteria	Children must be enrolled at schools in the targeted areas. ¹
Eligibility reassessment (if any)	
Type of benefits	Food
Amount of benefits	A daily hot meal is provided; take-home rations in the form of vegetable oil are also distributed to girls. ²
Payment/delivery frequency	Daily ²
Benefit delivery mechanism	The meals are distributed in schools.
Benefit recipients	Students
Minimum and maximum duration of benefits (if any)	
Coverage	681,195 children; of those, 127,136 girls benefit from the take-home rations. ²
Programme expenditure	
Institutions and agencies involved	Government of Ethiopia; World Food Programme (WFP) ¹
Monitoring and evaluation mechanisms and frequency	

See the references on page 169: School Meals Programme (SMP)

Tigray Social Cash Transfer Pilot Programme (SCTPP)

Programme	Tigray Social Cash Transfer Pilot Programme (SCTPP)
Country	Ethiopia
Geographic area	Sub-Saharan Africa
Previous programme name (if any)	
Start date	2011 ¹
Programme objectives	To reduce poverty, hunger and starvation in extremely poor and labour-constrained households. ¹
Programme type	Unconditional cash transfer
Programme components	
Conditionalities (if any)	
Targeting methods	Geographical targeting combined with community-based targeting and categorical targeting. ²
Target areas	Tigray region: the urban area of Abi-Adi and the rural <i>woreda</i> of Hintalo-Wajirat.
Target groups	Extremely poor and labour-constrained households. ³
Eligibility criteria	Potential beneficiaries should be considered extremely poor (households suffering extreme levels of deprivation as measured by hunger, that have no assets and means of supporting themselves and receive no regular assistance from relatives) and labour-constrained (households with no able-bodied members aged 19–60 who can undertake work; or where there is an able-bodied adult who is responsible for more than three dependents). ²
Eligibility reassessment (if any)	
Type of benefits	Cash
Amount of benefits	A fixed amount of USD7.88 in addition to: <ul style="list-style-type: none"> • USD1.27 for each child plus USD0.50 if the child is enrolled in school (up to a maximum of four children) • USD2 for households with a child with disabilities, additional • USD2.54 for households with an adult with disabilities, and • USD3.05 if one of the household members is an elderly dependent.⁴
Payment/delivery frequency	Monthly ³
Benefit delivery mechanism	The SCTPP relies on a ‘pull’ delivery mechanism; programme beneficiaries can collect payments from payment points operated by Dedebit Microfinance Institution (DECSI), a private microfinance institution. Electronic payments are also conducted by M-BIRR (a mobile money service provider). ²
Benefit recipients	Beneficiaries can collect the payments themselves or designate another person (either a member of the household or not) to collect payments on their behalf. ²
Minimum and maximum duration of benefits (if any)	
Coverage	3,767 households (2014) ⁴
Programme expenditure	Approximately USD1.3 million
Institutions and agencies involved	Tigray Bureau of Labour and Social Affairs (BOLSA); UNICEF ⁴
Monitoring and evaluation mechanisms and frequency	Quarterly progress tracking and external impact evaluation ver three years.

See the references on page 169: Tigray Social Cash Transfer Pilot Programme (SCTPP)

GAMBIA

Family Strengthening Programme

Programme	Family Strengthening Programme
Country	The Gambia
Geographic area	Sub-Saharan Africa
Previous programme name (if any)	
Start date	2011
Programme objectives	To strengthen income-generation capacities and livelihood security of poor and vulnerable families. ¹
Programme type	Conditional cash transfer
Programme components	
Conditionalities (if any)	The programme requires beneficiaries to use their grants to start their own businesses. ¹
Targeting methods	Categorical targeting
Target areas	
Target groups	Vulnerable families ¹
Eligibility criteria	The targeted families have to be large families, 'broken homes' or widow-headed households. ¹
Eligibility reassessment (if any)	
Type of benefits	Cash
Amount of benefits	GMD2,000 for each household; GMD5,000 extra for successful businesses (linked to a microcredit scheme) after one year. ¹
Payment/delivery frequency	
Benefit delivery mechanism	
Benefit recipients	Head of the household ¹
Minimum and maximum duration of benefits (if any)	
Coverage	130 rural and urban families (in the first year). ¹
Programme expenditure	
Institutions and agencies involved	Department of Social Welfare (DSW); Adult and Elderly Care Unit ¹
Monitoring and evaluation mechanisms and frequency	

See the references on page 170: Family Strengthening Programme

GHANA

Ghana's National Health Insurance Scheme Fee Exemptions

Programme	Ghana's National Health Insurance Scheme Fee Exemptions
Country	Ghana
Geographic area	Sub-Saharan Africa
Previous programme name (if any)	
Start date	2003 ¹
Programme objectives	To improve the population's access to affordable health care services. ¹
Programme type	Non-contributory health care (for indigents)
Programme components	
Conditionalities (if any)	
Targeting methods	Means test
Target areas	Nationwide
Target groups	Extremely poor people; pregnant women
Eligibility criteria	To be considered indigent and exempt from payment of a premium, beneficiaries must have no source of income or fixed place of residence, nor live or depend on a person who is employed and has a fixed place of residence. Other groups who benefit from exemption of all fees are pregnant women and beneficiaries of Livelihood Empowerment Against Poverty (LEAP). ^{2,3}
Eligibility reassessment (if any)	
Type of benefits	Health care benefits
Amount of benefits	
Payment/delivery frequency	
Benefit delivery mechanism	
Benefit recipients	Indigent people, pregnant women and LEAP beneficiaries.
Minimum and maximum duration of benefits (if any)	
Coverage	6.7 million people benefit from the fee exemptions ³
Programme expenditures	GHS2.5 million in 2014 ⁴
Institutions and agencies involved	National Health Insurance Authority
Monitoring and evaluation mechanisms and frequency	

See the references on page 170: Ghana's National Health Insurance Scheme Fee Exemptions

Ghana School Feeding Programme

Programme	Ghana School Feeding Programme
Country	Ghana
Geographic area	Sub-Saharan Africa
Previous programme name (if any)	
Start date	2005 ^{1,2}
Programme objectives	To achieve food security by providing public primary school students with one hot meal per day, usually procured from local farmers. ¹
Programme type	Conditional in-kind transfer
Programme components	GSFP is one of Ghana's strategies for achieving the Millennium Development Goals (MDGs) on hunger, poverty and primary education. ¹
Conditionalities (if any)	School attendance
Targeting methods	Categorical targeting
Target areas	Nationwide
Target groups	Children
Eligibility criteria	Enrolment in public pre-primary and primary schools and school attendance. ²
Eligibility reassessment (if any)	
Type of benefits	Food
Amount of benefits	One hot meal made from locally produced foodstuffs ²
Payment/delivery frequency	Daily ²
Benefit delivery mechanism	Meals are delivered at schools.
Benefit recipients	Public school children
Minimum and maximum duration of benefits (if any)	Meals are distributed daily throughout the school year. ²
Coverage	1.7 million children—39 per cent of students registered in public pre-primary and primary schools (2014). ²
Programme expenditure	GHS165 million (2014) ²
Institutions and agencies involved	Ministry of Local Government and Rural Development; Ministry of Food and Agriculture; Ministry of Finance; Ministry of Health; Ministry of Women and Children's Affairs; Ministry of Education; Ghana Education Service; World Food Programme (WFP); Government of the Netherlands ¹
Monitoring and evaluation mechanisms and frequency	

See the references on page 170: [Ghana School Feeding Programme](#)

Labour-Intensive Public Works (LIPW) under Ghana Social Opportunities Project (GSOP)

Programme	Labour-Intensive Public Works (LIPW)
Country	Ghana
Geographic area	Sub-Saharan Africa
Previous programme name (if any)	
Start date	2010 ¹
Programme objectives	To provide beneficiaries with employment and income-generating opportunities, particularly during periods when there is a shortage of labour demand and in response to external shocks. ²
Programme type	Public works—cash for work
Programme components	
Conditionalities (if any)	
Targeting methods	Community-based targeting; proxy means-testing; geographical targeting; self-targeting ^{2,3}
Target areas	Nationwide, with a special focus on the northern region of the country (29 out of the 49 targeted districts are located in the 3 northern regions). ^{2,3}
Target groups	Poor rural households ²
Eligibility criteria	Eligible households are the poorest within the selected districts. To evaluate the level of poverty/vulnerability of the potential beneficiaries, a set of criteria (developed by the GSOP's National Coordination Office) are accessed during the screening process, such as other sources of income, possession of assets, housing situation and demographic and health indicators (dependency ratio, educational status etc.). ^{2,3}
Eligibility reassessment (if any)	
Type of benefits	Cash
Amount of benefits	Daily wages amount to GSH7 ⁴
Payment/delivery frequency	Every two weeks ⁴
Benefit delivery mechanism	
Benefit recipients	
Minimum and maximum duration of benefits (if any)	
Coverage	7,814 beneficiaries (2015); 30,042 beneficiaries (2014) ^{4,5}
Programme expenditure	The total expected cost of the programme is of USD56 million. ²
Institutions and agencies involved	Ministry of Local Government and Rural Development (MLGRD); World Bank ²
Monitoring and evaluation mechanisms and frequency	The monitoring activities of this project are meant to ensure the timely progress of its implementation, which is based on key performance indicators established in the programme's results framework. Impact evaluations are set to be carried out by independent parties and will include a baseline survey and two follow-up surveys. ²

See the references on page 170:

Labour-Intensive Public Works (LIPW) under Ghana Social Opportunities Project (GSOP)

Livelihood Empowerment Against Poverty (LEAP)

Programme	Livelihood Empowerment Against Poverty (LEAP)
Country	Ghana
Geographic area	Sub-Saharan Africa
Previous programme name (if any)	
Start date	2008 ¹
Programme objectives	To reduce short-term poverty and develop long-term human capital. ¹
Programme type	Cash transfer and free health insurance through the National Health Insurance Scheme (NHIS) ¹
Programme components	
Conditionalities (if any)	The LEAP transfer is unconditional for people over 65 years old and people with disabilities. Conversely, households with orphaned and vulnerable children (OVC) must adhere to conditionalities such as: school enrolment and attendance for children; birth registration of newborn babies and post-natal checks; vaccination of children under 5 years; and household commitment to avoid children undertaking labour activities. ²
Targeting methods	Geographical, categorical and proxy means-testing. ²
Target areas	About 165 districts ²
Target groups	Elderly people (over 65 years old), people with disabilities, OVC and pregnant women/children less than 1 year old. ²
Eligibility criteria	Households are eligible for LEAP if they are considered poor and have a household member who is: a single parent with an OVC; an elderly person (over 65 years old); a person with a disability and who is unable to work; a pregnant woman; or a child below 1 year of age. ¹
Eligibility reassessment (if any)	
Type of benefits	Cash and health insurance.
Amount of benefits	The LEAP transfer ranges from a minimum of GHS32 per beneficiary per month to a maximum of GHS53 for four or more dependents per month.
Payment/delivery frequency	Bi-monthly ³
Benefit delivery mechanism	National postal service agency (Ghana Post) ³
Benefit recipients	Household caregiver
Minimum and maximum duration of benefits (if any)	
Coverage	145,000 households (in December 2015)
Programme expenditure	GHS80 million (2015)
Institutions and agencies involved	Government of Ghana; UNICEF; World Bank; UK Department for International Development (DFID) ¹
Monitoring and evaluation mechanisms and frequency	Programme monitoring is conducted quarterly.

See the references on page 171: Livelihood Empowerment Against Poverty (LEAP)

GUINEA

Cash Transfer for Health, Nutrition and Education

Programme	Cash Transfer for Health, Nutrition and Education
Country	Guinea
Geographic area	Sub-Saharan Africa
Previous programme name (if any)	
Start date	2013 ¹
Programme objectives	To provide income support to vulnerable groups ²
Programme type	Conditional cash transfer
Programme components	Cash transfers for health, children's education and school lunch programmes
Conditionalities (if any)	<p>Cash transfers for nutrition are expected to be spent by the households on nutrition, particularly for children. Therefore, if after the third transfer the children's health status shows no improvement due to wilful neglect, the grant is suspended. Reintegration into the programme after suspension is possible if the children show improvement in their weight-to-height measurement.</p> <p>Cash transfers for health are conditional upon children's health being regularly checked (once per quarter) at health centres for children under six years of age.</p> <p>Cash transfer for education requires 90 per cent school attendance for children aged 7–14.²</p>
Targeting methods	<p>Cash transfer for nutrition: geographical targeting; community-based targeting; proxy means-testing; categorical targeting</p> <p>Cash transfer for nutrition: geographical targeting</p> <p>Cash transfer for health and education: geographical targeting; proxy means-testing²</p>
Target areas	<p>The cash transfer programme has been implemented in 4 prefectures, 16 sub-prefectures and 75 villages. Prefectures were selected based on high child malnutrition rates and low school attendance rates. An agreement between the government of Guinea and the World Food Programme (WFP) has been signed for the implementation of the programme. Fifty-four schools benefit from this in the following prefectures: Mali, Pita, Telimele, Siguiri and Kerouane.</p>
Target groups	Children below the age of 14
Eligibility criteria	<p>Cash transfer for nutrition: potential beneficiary households must be poor (as confirmed by a poverty survey and based on durable asset ownership to approximate revenue) and care for children (aged 0–24 months) who suffer from chronic malnutrition and have a -2 standard deviation in the age-to-height indicator.</p> <p>Cash transfer for health and education: beneficiary households are poor (as confirmed by a poverty survey and based on durable asset ownership to approximate revenue conducted by the National Institute for Statistics). Beneficiaries are all children aged 0–14 in selected households. Children aged 7–14 must be girls enrolled in primary school, who also demonstrate 90 per cent school attendance.</p>
Eligibility reassessment (if any)	
Type of benefits	Cash

Amount of benefits	Cash transfer for nutrition: households in the beneficiary group are randomly selected to receive different amounts (USD7, USD14, or USD21) per child per month (up to two children per household). Cash transfer for health and education: households in the beneficiary group are randomly selected to receive different amounts (USD10, USD20) per child under the age of 14. ^{2,3}
Payment/delivery frequency	Cash transfer for nutrition: bi-monthly Cash transfer for health and education: quarterly ²
Benefit delivery mechanism	
Benefit recipients	
Minimum and maximum duration of benefits (if any)	Cash transfer for nutrition (maximum): 2 years Cash transfer for health and education (maximum): 2 years
Coverage	10,000 beneficiaries (estimated in 2012) ²
Programme expenditure	USD4.5 million (2012) ²
Institutions and agencies involved	Government of Guinea; World Bank
Monitoring and evaluation mechanisms and frequency	The Safety Net Unit—Cellule Filets Sociaux (CFS)—and its monitoring and evaluation specialist are responsible for coordinating the monitoring and evaluation activities and impact evaluation. ²

See the references on page 171: [Cash Transfer for Health, Nutrition and Education](#)

Labour-Intensive Public Works Programme

Programme	Labour-Intensive Public Works Programme
Country	Guinea
Geographic area	Sub-Saharan Africa
Previous programme name (if any)	
Start date	2013 ¹
Programme objectives	To provide income support to vulnerable groups. ²
Programme type	Cash for work; training
Programme components	
Conditionalities (if any)	
Targeting methods	Geographical targeting The beneficiary targeting process combines a self-selection approach and community-based selection. A targeting committee has been created in each community to select beneficiaries among all those who would have registered after the sensitisation campaign.
Target areas	Urban and peri-urban areas.
Target groups	Underemployed and unemployed people.
Eligibility criteria	Beneficiaries are underemployed and unemployed youth (over 18 years old) who are able to work. ²
Eligibility reassessment (if any)	
Type of benefits	Cash
Amount of benefits	GNF35,000 per day; the amount depends on the specific areas of intervention and their current market rates. ^{2,3}
Payment/delivery frequency	Weekly
Benefit delivery mechanism	
Benefit recipient	At least 40 per cent of beneficiaries should be women.
Minimum and maximum duration of benefits (if any)	30 days of work per beneficiary
Coverage	24,000 beneficiaries ²
Programme expenditure	USD16.5 million (2012) ²
Institutions and agencies involved	Government of Guinea; World Bank
Monitoring and evaluation mechanisms and frequency	The Safety Net Unit—Cellule Filets Sociaux (CFS)—and its monitoring and evaluation specialist are responsible for coordinating the monitoring and evaluation activities and impact evaluation. ²

See the references on page 171: [Labour-Intensive Public Works Programme](#)

IVORY COAST

Temporary Employment Opportunities for Youth

Programme	Temporary Employment Opportunities for Youth (Component of the Emergency Youth Employment and Skills Development Project)
Country	Ivory Coast
Geographic area	Sub-Saharan Africa
Previous programme name (if any)	
Start date	2011 ¹
Programme objectives	To provide work opportunities and training to youth in the Ivory Coast. ¹
Programme type	Public works—cash for work; training ¹
Programme components	The Temporary Employment Opportunities for Youth is a component of the Emergency Youth Employment and Skills Development Project (<i>Projet d'Urgence de Création d'Emploi Jeunes et de Développement des Compétences</i> —PEJEDEC). ²
Conditionalities (if any)	
Targeting methods	Geographic targeting; self-targeting; community-based targeting (in rural areas) ^{2,3}
Target areas	Urban and rural areas (with a specific focus on rural areas because of higher unemployment rates and unskilled youth). ²
Target groups	Youth
Eligibility criteria	Eligible individuals are unskilled or low-skilled men and women, aged 18–30, not in school or training and without a formal or informal source of income. ¹
Eligibility reassessment (if any)	
Type of benefits	Cash
Amount of benefits	1 minimum wage (as defined by Ivory Coast legislation) and a minimum of 15 per cent (XOF10,000/month) of the earnings deposited in a savings account opened by the beneficiaries, and made available at the end of their public work period. ²
Payment/delivery frequency	
Benefit delivery mechanism	Benefits are deposited into the beneficiaries' bank accounts.
Benefit recipients	Beneficiaries ³
Minimum and maximum duration of benefits (if any)	Participants receive a temporary three-month contract, renewable for an additional three months, or a non-renewable six-month temporary contract. ³
Coverage	12,693 youth (December 2014) ²
Programme expenditure	
Institutions and agencies involved	Government of Ivory Coast; Government of France; World Bank ¹
Monitoring and evaluation mechanisms and frequency	AGEROUTE (National Roads Agency), as implementing sub-agency, is responsible for technical and fiduciary supervision, data collection and results monitoring. Monthly progress reports; impact evaluation and beneficiary surveys are conducted. ³

See the references on page 172: Temporary Employment Opportunities for Youth

KENYA

Cash Transfers for Orphans and Vulnerable Children (CT–OVC)

Programme	Cash Transfers for Orphans and Vulnerable Children (CT–OVC)
Country	Kenya
Geographic area	Sub-Saharan Africa
Previous programme name (if any)	
Start date	The pilot started in 2004 and was formally approved by the Cabinet in 2007.
Programme objectives	To strengthen the capacity of poor people to care for and protect orphans and vulnerable children (OVC); encourage the fostering and retention of OVC within their families and communities; and promote the development of human capital of OVC. ¹
Programme type	Conditional and unconditional cash transfer (depending on whether beneficiaries live in areas with limited access to education and health facilities). ²
Programme components	
Conditionalities (if any)	Beneficiary households should provide for the care and protection of OVC: primary school attendance of all eligible children and attendance of younger children at health centres for immunisations and other health interventions. ²
Targeting methods	Geographical targeting combined with community-based targeting, proxy means-testing and categorical targeting.
Target areas	
Target groups	OVC, persons living with HIV/AIDS, people who are severely ill and people with disabilities.
Eligibility criteria	Poor households with at least one OVC aged 0–17 years with at least one deceased parent, or whose parent or main caregiver is chronically ill or has a severe disability.
Eligibility reassessment (if any)	
Type of benefits	Fixed cash transfers
Amount of benefits	KES2,000 (around USD21) per month
Payment/delivery frequency	Bi-monthly
Benefit delivery mechanism	The benefits are delivered either through the post office (Postal Corporation of Kenya—PCK) or via the Equity Bank. ³
Benefit recipients	Caregiver
Minimum and maximum duration of benefits (if any)	
Coverage	The programme reaches around 260,000 households. The coverage is expected to rise to 360,000 households in 2016. ⁴
Programme expenditure	USD26 million (0.08 per cent of GDP) (fiscal year 2010) ³
Institutions and agencies involved	Government of Kenya; UNICEF; UK Department for International Development (DFID); Swedish International Development Cooperation Agency (SIDA); International Development Association (IDA) ⁵
Monitoring and evaluation mechanisms and frequency	Constituency Social Assistance Committees (CSAC) and Location OVC Committees (LOC) monitor programme performance at the local level to ascertain receipt of benefits and household compliance with conditionalities. ²

See the references on page 172: Cash Transfers for Orphans and Vulnerable Children (CT–OVC)

Health Insurance Subsidy Programme (HISP)

Programme	Health Insurance Subsidy Programme (HISP)
Country	Kenya
Geographic area	Sub-Saharan Africa
Previous programme name (if any)	
Start date	2014 ¹
Programme objectives	To cover the costs of health insurance for the country's poorest households. ²
Programme type	Non-contributory health insurance
Programme components	
Conditionalities (if any)	
Targeting methods	Proxy means test and community-based targeting. ²
Target areas	Nationwide ³
Target groups	The poorest households
Eligibility criteria	Beneficiaries are selected from a government-developed poverty list which covers all 47 counties. To ensure that the programme reaches the neediest households, this list is verified at the local level by the communities themselves. ¹
Eligibility reassessment (if any)	
Type of benefits	Health insurance
Amount of benefits	The health insurance package includes outpatient and inpatient care. ³
Payment/delivery frequency	
Benefit delivery mechanism	
Benefit recipients	Beneficiaries
Minimum and maximum duration of benefits (if any)	
Coverage	23,500 households are currently covered by the programme. The National Hospital Insurance Fund (NHIF) aims to scale up the programme to reach 9 million beneficiaries by 2017. ²
Programme expenditure	The World Bank provided USD20 million for the programme's first phase. ¹
Institutions and agencies involved	NHIF; World Bank ³
Monitoring and evaluation mechanisms and frequency	

See the references on page 172: Health Insurance Subsidy Programme (HISP)

Home Grown School Meals

Programme	Home Grown School Meals
Country	Kenya
Geographic area	Sub-Saharan Africa
Previous programme name (if any)	
Start date	2009 ¹
Programme objectives	To improve school attendance while also increasing national food production. ²
Programme type	Conditional in-kind transfer
Programme components	
Conditionalities (if any)	The meals are served at school; therefore, school attendance is the implicit conditionality of the programme.
Targeting methods	Categorical targeting
Target areas	Primary schools in semi-arid areas which are experiencing low enrolment and high drop-out rates. In 2011, 1,800 schools in 72 semi-arid districts in the country were targeted. ³
Target groups	Children
Eligibility criteria	Food-insecure children in pre-primary and primary schools.
Eligibility reassessment (if any)	
Type of benefits	Food
Amount of benefits	Daily hot meals ⁴
Payment/delivery frequency	Daily ⁴
Benefit delivery mechanism	Meals are delivered at schools.
Benefit recipients	Students
Minimum and maximum duration of benefits (if any)	
Coverage	729,000 children (2013) ⁴
Programme expenditure	USD4.6 million per year (2013) ⁴
Institutions and agencies involved	Ministry of Education; World Food Programme (WFP) ¹
Monitoring and evaluation mechanisms and frequency	

See the references on page 173: Home Grown School Meals

Hunger Safety Net Programme (HSNP)

Programme	Hunger Safety Net Programme (HSNP)
Country	Kenya
Geographic area	Sub-Saharan Africa
Previous programme name (if any)	Hunger Safety Net Programme Pilot Phase ¹
Start date	2008 ²
Programme objectives	To reduce extreme hunger and vulnerability to it.
Programme type	Unconditional cash transfer
Programme components	
Conditionalities (if any)	
Targeting methods	Geographical targeting, community-based targeting and categorical targeting. ³
Target areas	Turkana, Mandera, Marsabit and Wajir Counties. ¹
Target groups	Households with chronic food insecurity ⁴
Eligibility criteria	To be extremely poor (unable to afford basic expenses or to invest in the development of human capital); to be elderly (older than 55 years of age); to have a high dependency ratio (households without adult members or whose members are not fit for work or have long-term illnesses or severe disabilities). ¹
Eligibility reassessment (if any)	
Type of benefits	Cash
Amount of benefits	KES2,350
Payment/delivery frequency	Every two months ⁵
Benefit delivery mechanism	Beneficiaries are given a biometric smartcard which they use to collect their cash at any time from a range of pay stations (mainly small shops called <i>dukas</i>) across the four counties. ³
Benefit recipients	
Minimum and maximum duration of benefits (if any)	
Coverage	101,438 households (2016)
Programme expenditure	KHS4,426,098 ⁵
Institutions and agencies involved	Government of Kenya; UK Department for International Development (DFID); Australian Department for Foreign Affairs and Trade (DFAT) ¹
Monitoring and evaluation mechanisms and frequency	Monitoring is usually done by the National Drought Management Authority (NDMA) and involved partners, donors and external stakeholders. Evaluation is performed by external contractors. ¹

See the references on page 173: Hunger Safety Net Programme

Kenya Youth Empowerment Project

Programme	Kenya Youth Empowerment Project
Country	Kenya
Geographic area	Sub-Saharan Africa
Previous programme name (if any)	
Start date	2010 ¹
Programme objectives	To provide temporary employment opportunities and improve the employability of beneficiaries. ¹
Programme type	Cash for work; training
Programme components	Component 1: Labour-intensive works and social support services or <i>Kazi Kwa Vijana</i> (KKV)—Public Works Component 2: Private-sector internships and training—this component corresponds to the creation of internships and training opportunities, in partnership with the Kenya Private Sector Alliance ²
Conditionality (if any)	
Targeting methods	Labour-intensive works and social support services: categorical targeting; geographical targeting; if demand exceeds the project's capabilities, a random draw process is applied to select the beneficiaries, while respecting a 30–50 per cent quota for women, especially those from female-headed households. Private-sector internships and training: categorical targeting; geographical targeting; if demand for internships exceeds the project's capabilities, the Kenya Private Sector Alliance will conduct a randomised selection process. ²
Target areas	Labour-intensive works and social support services: Each of the country's provinces will have a number of districts targeted by the programme based on their unemployment rates. Private-sector internships and training: cities of Nairobi, Mombasa and Kisumu. ^{2,3}
Target groups	Youth
Eligibility criteria	Labour-intensive works and social support services: unemployed people 18–35 years of age. Private-sector internships and training: people 15–29 years of age who have at least 8 years of schooling, have been out of school for at least 1 year and are not currently employed. ^{2,3}
Eligibility reassessment (if any)	
Type of benefits	Labour-intensive works and social support services: cash. Private-sector internships and training: cash; this component also provides two months of training and four months of work experience per cycle. ³
Amount of benefits	Labour-intensive works and social support services: beneficiaries receive between KES150 and KES250 per task depending on the type of work performed). Private-sector internships and training: interns receive KES6,000 per month. ^{2,4}
Payment/delivery frequency	Private-sector internships and training: monthly ⁵
Benefit delivery mechanism	Beneficiaries receive their grants in cash. ²
Benefit recipients	Beneficiaries

Minimum and maximum duration of benefits (if any)	Labour-intensive works and social support services: 3–6 months Private-sector internships and training: 8 cycles of 6 months each ^{3,4}
Coverage	Labour-intensive works and social support services: 190,000 job opportunities (target coverage). Private-sector internships and training: this component has already reached 15,000 beneficiaries and another 5,600 are currently undergoing cycle 6. ⁵
Programme expenditure	USD145 million ¹
Institutions and agencies involved	Kenya Private Sector Alliance (KEPSA); Government of Kenya; World Bank ³
Monitoring and evaluation mechanisms and frequency	Each component has its own monitoring and evaluation system. The Office of the Prime Minister (OPM) is responsible for the monitoring and evaluation activities of the labour-intensive works and social support services component, while KEPSA is responsible for these activities for the private-sector internships and training component. ²

See the references on page 173: Kenya Youth Empowerment Project

National Accelerated Agricultural Input Programme (NAAIP)

Programme	National Accelerated Agricultural Input Programme (NAAIP)
Country	Kenya
Geographic area	Sub-Saharan Africa
Previous programme name (if any)	
Start date	2007 ¹
Programme objectives	To enhance food security and contribute to poverty reduction. ²
Programme type	Sustainable livelihood programme (access to agricultural inputs and subsidies)
Programme components	Beneficiaries also have access to cereal banks, warehouse receipts and participation in farmer groups. ³
Conditionalities (if any)	
Targeting methods	Categorical targeting
Target areas	Rural areas nationwide ²
Target groups	Smallholder farmers
Eligibility criteria	Targeted farmers have fewer than 2.5 acres of land. ²
Eligibility reassessment (if any)	
Type of benefits	Agricultural inputs ¹
Amount of benefits	Each beneficiary is entitled to a 50kg bag of basal fertiliser, 50kg bag of top dressing (urea) and 10kg of maize seeds. These inputs are sold at a lower price, around 10 per cent below market rates. ⁴
Payment/delivery frequency	One-time benefit; after one year of the receipt of the original benefit, the farmers can access seasonal input loans from the Equity Bank. ⁴
Benefit delivery mechanism	Farmers receive vouchers (valid for 60 days) which they can redeem at private input sellers/agro-dealers. ²
Benefit recipient	Smallholder farmers
Minimum and maximum duration of benefits (if any)	
Coverage	2.5 million farmers are targeted by this programme; annually, the project targets 45,000 beneficiaries. ²
Programme expenditure	USD4 million in 2008, which corresponds to about 13 per cent of the government's budget dedicated to the agricultural sector. ⁴
Institutions and agencies involved	Ministry of Agriculture ⁴
Monitoring and evaluation mechanisms and frequency	

See the references on page 174: National Accelerated Agricultural Input Programme (NAAIP)

Njaa Marufuku Kenya (NMK)—School Feeding Programme

Programme	<i>Njaa Marufuku Kenya (NMK)—School Feeding Programme</i>
Country	Kenya
Geographic area	Sub-Saharan Africa
Previous programme name (if any)	
Start date	2006 ¹
Programme objectives	To improve the health and nutrition of school children. ¹
Programme type	Conditional in-kind transfer
Programme components	The programme also provides funds for smallholder farmers to enable them meet new demands, as well as for schools to create school gardens. ²
Conditionalities (if any)	The meals are served at school; therefore, school attendance is the implicit conditionality of the programme.
Targeting methods	Categorical targeting
Target areas	Areas of high poverty, school drop-out rates and malnutrition with poor primary school performance, but with the potential to grow food. ³
Target groups	Children
Eligibility criteria	Food-insecure children in pre-primary and primary schools. ²
Eligibility reassessment (if any)	
Type of benefits	Food
Amount of benefits	Daily hot meals ²
Payment/delivery frequency	Daily ²
Benefit delivery mechanism	Meals are delivered at schools.
Benefit recipients	Students
Minimum and maximum duration of benefits (if any)	The programme is implemented for a maximum period of three years, after which the communities must either take over the programme's management or seek the support of the Home-Grown School Meals (HGSM) programme. ²
Coverage	44,000 beneficiaries (2013) ²
Programme expenditure	The programme's budget is USD1.3 million for the first five years (2013). ²
Institutions and agencies involved	Agriculture sector Ministries; Ministry of Education; Ministry of Public Health ¹
Monitoring and evaluation mechanisms and frequency	

See the references on page 174: [Njaa Marufuku Kenya \(NMK\) School Feeding Programme](#)

Older Persons' Cash Transfer (OPCT)

Programme	Older Persons' Cash Transfer (OPCT)
Country	Kenya
Geographic area	Sub-Saharan Africa
Previous programme name (if any)	
Start date	2006 ¹
Programme objectives	To improve the capacities and livelihoods of older people. ²
Programme type	Unconditional cash transfer ²
Programme components	
Conditionalities (if any)	
Targeting methods	Community-based targeting and proxy means-testing. ²
Target areas	44 districts within Kenya ²
Target groups	Elderly people
Eligibility criteria	Beneficiaries are residents of the selected districts aged 65 or older, who are poor and do not receive any other grant. ¹
Eligibility reassessment (if any)	
Type of benefits	Cash
Amount of benefits	KES2,000 (USD22) per month ³
Payment/delivery frequency	Bi-monthly ²
Benefit delivery mechanism	The grants are delivered by the Postal Corporation of Kenya or the district treasury. ²
Benefit recipients	
Minimum and maximum duration of benefits (if any)	
Coverage	59,000 beneficiaries (2015) ⁴
Programme expenditure	0.015 per cent of GDP (2015) ⁴
Institutions and agencies involved	Ministry of Labour, Social Security & Services (MLSSS) ³
Monitoring and evaluation mechanisms and frequency	

See the references on page 174: Older Persons' Cash Transfer (OPCT)

Persons with Severe Disability Cash Transfer (PWSD-CT)

Programme	Persons with Severe Disability Cash Transfer (PWSD-CT)
Country	Kenya
Geographic area	Sub-Saharan Africa
Previous programme name (if any)	
Start date	2010 ¹
Programme objectives	To improve beneficiaries' welfare and increase their access to services. ¹
Programme type	Unconditional cash transfer
Programme components	
Conditionalities (if any)	
Targeting methods	Categorical targeting and community-based targeting. ²
Target areas	Nationwide ³
Target groups	Poor people with disabilities ³
Eligibility criteria	Eligible households are extremely poor and in charge of caring for people with severe disabilities, while not receiving any other cash transfer programme or regular income. Severe disability is characterised by the need for permanent and constant care. ⁴
Eligibility reassessment (if any)	
Type of benefits	Cash
Amount of benefits	KES2,000 (USD22) per month ¹
Payment/delivery frequency	Monthly ¹
Benefit delivery mechanism	Payment reforms are underway to move from a semi-manual to an electronic payment system with the use of smart cards and biometric identification for the authentication process. A savings option may also be introduced. ¹
Benefit recipients	
Minimum and maximum duration of benefits (if any)	
Coverage	27,200 beneficiaries (2013/14) ¹
Programme expenditure	KES770 million (2013/2014 financial year) ³
Institutions and agencies involved	Ministry of Labour, Social Security & Services (MLSSS) ¹
Monitoring and evaluation mechanisms and frequency	

See the references on page 175: Persons with Severe Disability Cash Transfer (PWSD-CT)

LESOTHO

Agricultural Input Fairs: Input Vouchers for the Poor

Programme	Agricultural Input Fairs: Input Vouchers for the Poor
Country	Lesotho
Geographic area	Sub-Saharan Africa
Previous programme name (if any)	
Start date	2007
Programme objectives	To address the global rise in prices of food and inputs and to facilitate access to fertiliser for poor small farmers living in remote areas. ¹
Programme type	Sustainable livelihood programme (access to agricultural inputs)
Programme components	
Conditionalities (if any)	
Targeting methods	Community-based targeting ¹
Target areas	Nationwide (with a focus on remote rural areas)
Target groups	Smallholder farmers ¹
Eligibility criteria	<p>Eligible households must have: access to at least 0.5 hectares (1.2 acres) of arable land and a history of successful farming; at least one able-bodied member; and at least 50 per cent of their available land left fallow the previous season because they were unable to afford inputs.¹</p> <p>Preference is given to those who are particularly vulnerable or food-insecure such as: households with chronically ill members; female- or child-headed households; those who have to buy a high volume of food due to their own low production; and households without access to formal income sources, remittances or livestock.¹</p>
Eligibility reassessment (if any)	
Type of benefits	Voucher to be spent in seeds, fertiliser, or tools. ¹
Amount of benefits	The value of the vouchers was LSL630 (about USD84) in 2010/11; however, the actual value of benefits depends on what farmers can produce from the fertiliser and seeds that they have received. ¹
Payment/delivery frequency	The Fairs are scheduled for the beginning of the planting season ¹
Benefit delivery mechanism	At the Agricultural Input Fairs (held at 68 agricultural resource centres across the country), selected farmers are provided with input vouchers that they can spend at the Fair. ¹
Benefit recipients	Smallholder farmers ¹
Minimum and maximum duration of benefits (if any)	
Coverage	22,500 farmers annually ¹
Programme expenditure	Total annual cost of about USD2.5 million. ¹
Institutions and agencies involved	Ministry of Agriculture and Food Security (MFAS); Food and Agriculture Organization (FAO) ¹
Monitoring and evaluation mechanisms and frequency	In 2010, a post-harvest survey of beneficiaries was conducted by the FAO. ¹

See the references on page 175: Agricultural Input Fairs: Input Vouchers for the Poor

Child Grants Programme (CGP)

Programme	Child Grants Programme (CGP)
Country	Lesotho
Geographic area	Sub-Saharan Africa
Previous programme name (if any)	
Start date	2009 ¹
Programme objectives	To improve the living standards and health status of orphans and vulnerable children (OVC), reduce malnutrition and increase school enrolment. ²
Programme type	Unconditional cash transfer ³
Programme components	
Conditionalities (if any)	The cash transfer is 'unconditional', but households are informed that the transfer is addressed to the needs of their children. ¹
Targeting methods	Proxy means test and community-based targeting. ³
Target areas	Nationwide ²
Target groups	Poor and vulnerable households ³
Eligibility criteria	Poor households with OVC (aged 0–17) or child-headed households ¹
Eligibility reassessment (if any)	
Type of benefits	Cash ³
Amount of benefits	LSL360–750 ³
Payment/delivery frequency	Quarterly ³
Benefit delivery mechanism	Benefits are delivered through a cash-in-transit firm at one or two pay points per Community Council. ¹
Benefit recipients	Head of household ¹
Minimum and maximum duration of benefits (if any)	
Coverage	24,500 households
Programme expenditure	0.22 per cent of GDP
Institutions and agencies involved	Ministry of Social Development; financial support from the European Commission ³
Monitoring and evaluation mechanisms and frequency	

See the references on page 175: Child Grants Programme (CGP)

Old-Age Pension (OAP)

Programme	Old-Age Pension (OAP)
Country	Lesotho
Geographic area	Sub-Saharan Africa
Previous programme name (if any)	
Start date	2005 ¹
Programme objectives	To provide elderly people with a source of income. ¹
Programme type	Unconditional cash transfer
Programme components	
Conditionalities (if any)	
Targeting methods	Categorical targeting
Target areas	Nationwide
Target groups	Elderly people
Eligibility criteria	This is a universal pension for all citizens aged 70 and older. ¹
Eligibility reassessment (if any)	
Type of benefits	Cash
Amount of benefits	Initially, the monthly transfer was LSL150, but it currently stands at LSL450 (USD40). A further increase to LSL500 (USD45) was recently announced. ²
Payment/delivery frequency	Monthly ¹
Benefit delivery mechanism	Benefits are delivered in person at local post offices. ¹
Benefit recipients	Pensioners ¹
Minimum and maximum duration of benefits (if any)	
Coverage	85,087 beneficiaries
Programme expenditure	2.39 per cent of GDP
Institutions and agencies involved	Department of Pensions, Ministry of Finance and Development Planning ¹
Monitoring and evaluation mechanisms and frequency	District Officers are responsible for monitoring the pension payments locally and the local chiefs (part of the existing hierarchies in <i>Basotho</i> society) have also been incorporated into the administration to varying degrees. ¹

See the references on page 175: Old-Age Pension (OAP)

OVC Bursary

Programme	OVC Bursary
Country	Lesotho
Geographic area	Sub-Saharan Africa
Previous programme name (if any)	
Start date	2000 ¹
Programme objectives	To promote the education of orphans and vulnerable children (OVC). ¹
Programme type	Educational fee waivers
Programme components	
Conditionalities (if any)	
Targeting methods	Categorical targeting; self-targeting ¹
Target areas	Nationwide ¹
Target groups	OVC
Eligibility criteria	Eligible children are applicants younger than 18 years old who are enrolled in secondary school who: have lost one or both parents; have an incapacitated or incarcerated parent; or are considered 'needy'. ¹
Eligibility reassessment (if any)	
Type of benefits	Bursary which covers secondary schooling fees (registration, books etc.) and tuition. ¹
Amount of benefits	The amount paid annually to secondary schools varies by school and grade, but should cover tuition and other fees. ¹
Payment/delivery frequency	Annual ¹
Benefit delivery mechanism	The programme makes the payment to secondary schools. ¹
Benefit recipient	
Minimum and maximum duration of benefits (if any)	
Coverage	13,172 beneficiaries
Programme expenditure	0.18 per cent of GDP
Institutions and agencies involved	Ministry of Social Development ¹
Monitoring and evaluation mechanisms and frequency	The programme has been assessed internally, but no impact evaluation has been conducted. A monitoring and evaluation framework has been in place since 2011. ¹

See the references on page 176: OVC Bursary

Public Assistance (PA)

Programme	Public Assistance (PA)
Country	Lesotho
Geographic area	Sub-Saharan Africa
Previous programme name (if any)	
Start date	
Programme objectives	To improve the living conditions of extremely destitute people. ¹
Programme type	Unconditional cash transfer; unconditional in-kind transfer
Programme components	
Conditionalities (if any)	
Targeting methods	Categorical targeting and means-testing; self-targeting ^{1,2}
Target areas	Nationwide
Target groups	Extremely destitute people; orphans and vulnerable children (OVC); people with disabilities; elderly people ^{1,2}
Eligibility criteria	Households are eligible for the programme if they: are part of one of the target groups (OVC, people with disabilities, or elderly persons); do not have a regular income; have a total monthly income of less than LSL150 (USD21); own livestock and/or fields or other assets that do not generate an income higher than LSL150 per month. ^{1,2}
Eligibility reassessment (if any)	
Type of benefits	Cash and various in-kind grants (including medical exemptions, food packages, hygiene kits and devices for people with disabilities). ^{1,2}
Amount of benefits	M250 per person per month (around USD21.73) ²
Payment/delivery frequency	Monthly ¹
Benefit delivery mechanism	Benefits are delivered in person at pay points. ²
Benefit recipient	
Minimum and maximum duration of benefits (if any)	
Coverage	11,800 beneficiaries (2014/2015) ²
Programme expenditure	0.18 per cent of GDP
Institutions and agencies involved	Ministry of Social Development
Monitoring and evaluation mechanisms and frequency	The programme has never been evaluated. Monitoring activities are limited to the accounting of the disbursed amounts. ²

See the references on page 176: [Public Assistance \(PA\)](#)

School Feeding Programme

Programme	School Feeding Programme
Country	Lesotho
Geographic area	Sub-Saharan Africa
Previous programme name (if any)	
Start date	2005
Programme objectives	To combat malnutrition among children, increase school enrolment rates, stabilise attendance and reduce drop-out rates. ^{1,2}
Programme type	Conditional in-kind transfer
Programme components	
Conditionalities (if any)	Meals are served at school; therefore, school attendance is the implicit conditionality of the programme.
Targeting methods	Categorical targeting ³
Target areas	Nationwide (many schools are in the remote and economically disadvantaged mountain regions of the country) ⁴
Target groups	Students in pre-primary and primary schools across the country. ⁴
Eligibility criteria	To be eligible, children should be enrolled at school.
Eligibility reassessment (if any)	
Type of benefits	Food ³
Amount of benefits	School children are provided with one mid-morning snack of maize meal and a one midday meal of maize meal, pulses and vegetable oil. ⁴
Payment/delivery frequency	Daily ³
Benefit delivery mechanism	Meals are delivered at schools.
Benefit recipients	Pre-primary and primary-school students. ³
Minimum and maximum duration of benefits (if any)	180 days per year ³
Coverage	389,000 students ³
Programme expenditure	1.05 per cent of GDP
Institutions and agencies involved	Ministry of Education and Training; World Food Programme (WFP) ³
Monitoring and evaluation mechanisms and frequency	

See the references on page 176: School Feeding Programme

LIBERIA

School Feeding Programme

Programme	School Feeding Programme
Country	Liberia
Geographic area	Sub-Saharan Africa
Previous programme name (if any)	
Start date	
Programme objectives	To increase the enrolment rate and improve the ratio of girls to boys in primary school. ¹
Programme type	Conditional in-kind transfer
Programme components	Two main components: in-school feeding and take-home rations for girls; the scheme also involves Nutritional supplements and/or education for pregnant women. ²
Conditionalities (if any)	School attendance
Targeting methods	Geographical targeting ³
Target areas	Targeted schools have health and nutrition policies in place and a sanitary structure with potable water. ¹
Target groups	Children
Eligibility criteria	Children enrolled in school
Eligibility reassessment (if any)	
Type of benefits	Food
Amount of benefits	
Payment/delivery frequency	
Benefit delivery mechanism	Food is distributed at schools.
Benefit recipients	Students
Minimum and maximum duration of benefits (if any)	
Coverage	Nearly 100 per cent of primary school students (2013) ³
Programme expenditure	USD95 (estimated average cost of school feeding per child per year in 2008) ³
Institutions and agencies involved	Ministry of Education and World Food Programme (WFP); by the end of 2017 the Ministry of Education is expected to assume complete responsibility for the design and management of the school feeding programme. ⁴
Monitoring and evaluation mechanisms and frequency	

See the references on page 176: School Feeding Programme

Social Cash Transfer Programme (SCT)

Programme	Social Cash Transfer Programme (SCT)
Country	Liberia
Geographic area	Sub-Saharan Africa
Previous programme name (if any)	
Start date	First payments: 2009 Official launch: 2010 ¹
Programme objectives	To reduce vulnerability among ultra-poor, labour-constrained households.
Programme type	Unconditional cash transfer; social support services ²
Programme components	Cash transfer, and social support services, such as promotion of education and adequate nutrition, and birth registration. ²
Conditionalities (if any)	
Targeting methods	Proxy means test and geographical targeting.
Target areas	Bomi and Maryland counties. ^{1,2}
Target groups	Labour-constrained and extremely poor households.
Eligibility criteria	Eligible households were both extremely poor (as measured by their level of material assets, alternative resources and access to food) and labour-constrained, with a dependency ratio equal to or greater than three to one. ¹
Eligibility reassessment (if any)	Monitors from the SCT Secretariat and community leaders were responsible for verifying and correcting beneficiary lists. ¹
Type of benefits	Cash
Amount of benefits	1-person household: LRD700 (USD10) 2-person Household: LRD1,050 (USD15) 3-person Household: LRD1,400 (USD20) 4-person (or more) household: LRD1,750 (USD25) ¹ Plus: LRD150 (USD2) for each child in primary school LRD300 (USD4) for each child in secondary school ¹
Payment/delivery frequency	Monthly
Benefit delivery mechanism	Payments were administered by EcoBank through designated distribution points throughout both counties and overseen by the SCT Secretariat. ¹ In 2014, beneficiaries in the central urban centres (Tubmanburg City, Harper and Pleebo) were paid through Mobile Money, a facility that enables payment through mobile phones.
Benefit recipient	Heads of households
Minimum and maximum duration of benefits (if any)	The programme allows retargeting and possible graduation after each two-year period.
Coverage	Approximately 3,798 households or 19,000 individuals (2014).
Programme expenditure	Approximately EUR4 million
Institutions and agencies involved	Government of Liberia (Ministry of Gender, Children and Social Protection); UNICEF and the European Union provided funding up to 2014, and the World Bank is providing additional funds to this programme up to March 2016. ¹
Monitoring and evaluation mechanisms and frequency	An external mid-term evaluation was commissioned by the Government of Liberia and UNICEF and carried out by the Centre for Global Health and Development (CGHD) at Boston University. An end-of-programme external evaluation was conducted by Suba Belle and Associates (SBA) in August 2015. ¹

See the references on page 177: Social Cash Transfer Programme (SCT)

Youth, Employment, Skills (YES)

Programme	Youth, Employment, Skills (YES)
Country	Liberia
Geographic area	Sub-Saharan Africa
Previous programme name (if any)	The Community Livelihoods component (public works) is a scaled-up version of the Cash-for-Work Temporary Employment Project (CfWTEP), implemented by the Liberia Agency for Community Empowerment (LACE). ¹
Start date	2010 ²
Programme objectives	To provide temporary employment opportunities to improve the employability of young people in Liberia. ²
Programme type	Cash for work; training
Programme components	Community livelihoods; employment through skills training ^{1,3}
Conditionalities (if any)	
Targeting methods	Community livelihoods: geographic targeting; community-based targeting. Employment through skills training: geographic targeting; categorical targeting. ¹
Target areas	Nationwide ¹
Target groups	Vulnerable; at-risk youth
Eligibility criteria	Community livelihoods: beneficiaries are people aged 18–35 years old who are not in public office or employed by any public or private entity and who are vulnerable and/or at risk of poverty; a household is considered vulnerable if it has more than six members and no land property. Employment through skills training: youth and young adults aged 18–35 years old who are in a situation of risk. ⁴
Eligibility reassessment (if any)	
Type of benefits	Cash and training.
Amount of benefits	Community livelihoods: a minimum daily wage of USD3 for unskilled workers (USD5 for skilled workers), totalling USD120 to each participant. ^{1,4}
Payment/delivery frequency	
Benefit delivery mechanism	Community livelihoods: local banks ¹
Benefit recipients	
Minimum and maximum duration of benefits (if any)	Community livelihoods: beneficiaries may participate in the programme for a maximum of 40 days; for each week of this period, one day is dedicated to life skills training, totalling 32 days of work and 8 days of training. ¹
Coverage	Community livelihoods: 56,500 beneficiaries. Employment through skills training: 3,300 beneficiaries (expected coverage). ³
Programme expenditure	USD16 million ²
Institutions and agencies involved	Liberia Agency for Community Empowerment (LACE); local non-governmental organisations; World Bank The Liberian Ministry of Youth and the international organisation TRANSTEC were also involved in the implementation of the training component of the programme. ¹
Monitoring and evaluation mechanisms and frequency	The programme has scheduled monitoring and evaluation activities for both of its components. The evaluation of the community livelihoods component will build upon the evaluation conducted under the CfWTEP. ¹

See the references on page 177: Youth, Employment, Skills (YES)

MADAGASCAR

Argent Contre Travail—Cash for Work

Programme	Argent Contre Travail—Cash for Work
Country	Madagascar
Geographic area	Sub-Saharan Africa
Previous programme name (if any)	
Start date	
Programme objectives	To create temporary jobs in crisis-afflicted zones and improve communities' infrastructures, through collective production works or projects aimed at improving environments. ¹
Programme type	Cash for work; unconditional cash transfer
Programme components	Cash for work: an unconditional cash transfer is provided to targeted families who are not able to work or who have a member: with disabilities or who is over 65 years old or who is pregnant. ¹
Conditionalities (if any)	
Targeting methods	Geographical and community-based targeting. ¹
Target areas	Crisis-afflicted zones ¹
Target groups	Poor able-bodied adults
Eligibility criteria	Individuals who are over 18 years of age and able to work; an unconditional cash transfer is provided to those who are not able to work or who have a member: with disabilities or who is over 65 years old or who is pregnant. ¹
Eligibility reassessment (if any)	
Type of benefits	Cash
Amount of benefits	MGA3,000 for each 5-hour working day; beneficiaries work 4 days a week. ¹
Payment/delivery frequency	
Benefit delivery mechanism	
Benefit recipients	
Minimum and maximum duration of benefits (if any)	Beneficiaries may work 45 days per year divided into two periods: 25 days during the 'lean' season (between January and June) and 20 days before the new school year (July and December). ¹
Coverage	150 beneficiaries per <i>Fokontany</i> (village) ¹
Programme expenditure	Cash for work: USD500,000 (2011-2012) ¹
Institutions and agencies involved	Fonds d'Intervention pour le Développement (FID)
Monitoring and evaluation mechanisms and frequency	

See the references on page 177: *Argent Contre Travail—Cash for Work*

Le Transfert Monétaire Conditionnel—Conditional Cash Transfer

Programme	<i>Le Transfert Monétaire Conditionnel—Conditional Cash Transfer</i>
Country	Madagascar
Geographic area	Sub-Saharan Africa
Previous programme name (if any)	
Start date	July 2014 ¹
Programme objectives	To promote formal schooling among children from poor and vulnerable families. ²
Programme type	Conditional and unconditional cash transfer.
Programme components	
Conditionalities (if any)	80 per cent school attendance for children of the beneficiary families. ²
Targeting methods	Community-based targeting; proxy means-testing ²
Target areas	41 <i>Fokontany</i> (villages) of 8 communes of the Betafo district ²
Target groups	Children
Eligibility criteria	Very vulnerable households residing in the selected areas for at least 6 months, with children from 0–10 years old. ³
Eligibility reassessment (if any)	
Type of benefits	Cash
Amount of benefits	Families with children from 0–5 years old: MGA10,000 (Basic Allowance—unconditional cash transfer) Families with 1 child from 6–12 years old: basic allowance + MGA5,000 (conditional cash transfer) Families with 2 or more children from 6–12 years old: basic allowance + MGA10,000 (conditional cash transfer) ²
Payment/delivery frequency	Bi-monthly ²
Benefit delivery mechanism	The transfers were processed via microfinance institutions or mobile banking operators. ²
Benefit recipients	
Minimum and maximum duration of benefits (if any)	
Coverage	200 families were selected. ³
Programme expenditure	
Institutions and agencies involved	Ministère de l'Éducation Nationale (Ministry of National Education); Office National de Nutrition (National Office of Nutrition—ONN); Ministère de la Santé Publique (Ministry of Public Health) ²
Monitoring and evaluation mechanisms and frequency	

See the references on page 177: *Le Transfert Monétaire Conditionnel—Conditional Cash Transfer*

School Feeding Programme

Programme	School Feeding Programme
Country	Madagascar
Geographic area	Sub-Saharan Africa
Previous programme name (if any)	
Start date	2007 ¹
Programme objectives	To contribute to household nutrition and food security. ²
Programme type	Conditional in-kind transfer
Programme components	Food distribution; nutritional education; other health-related activities ²
Conditionalities (if any)	School attendance
Targeting methods	Geographical and categorical targeting. ³
Target areas	1,250 primary schools in the south of the country ⁴
Target groups	Children
Eligibility criteria	School enrolment
Eligibility reassessment (if any)	
Type of benefits	Food
Amount of benefits	
Payment/delivery frequency	Daily ⁴
Benefit delivery mechanism	School canteens deliver the meals. ⁴
Benefit recipient	Students
Minimum and maximum duration of benefits (if any)	Meals are delivered during the school year. ²
Coverage	237,000 beneficiaries or 6 per cent of school-attending children ³
Programme expenditure	USD3.5 million (MGA10.4 billion) was the budget for the 2014–2015 school year. ⁴
Institutions and agencies involved	World Food Programme (WFP); Ministry of Education ⁴
Monitoring and evaluation mechanisms and frequency	An evaluation system developed by the World Bank and the WFP is in place—the System Approach for Better Education Results (SABER). ⁴

See the references on page 177: School Feeding Programme

MALAWI

Farm Input Subsidy Programme (FISP)

Programme	Farm Input Subsidy Programme (FISP)
Country	Malawi
Geographic area	Sub-Saharan Africa
Previous programme name (if any)	
Start date	2005 ¹
Programme objectives	To improve food security and income of smallholder farmers by facilitating their access to improved agricultural inputs. ²
Programme type	Agricultural subsidies (for fertiliser, seeds and pesticides)
Programme components	
Conditionalities (if any)	
Targeting methods	Community-based targeting ²
Target areas	
Target groups	Smallholder farmers who own land and are legitimate residents of their villages. ²
Eligibility criteria	Eligibility for the programme was very open-ended, in the form of advice for the responsible community authorities to select 'vulnerable households', though no specific criteria were provided. ²
Eligibility reassessment (if any)	
Type of benefits	Vouchers or coupons for fertiliser, hybrid seeds and pesticides at reduced prices. ²
Amount of benefits	For the 2008-2009 season, each household was granted 2 vouchers, enabling them to purchase 100kg of maize fertiliser at just 8 per cent of the market price and around 6kg of seeds. Coupons for 100kg of tobacco fertiliser were also offered. Since then, redemption prices for maize fertilisers have been fixed at MWK500. ^{2,3}
Payment/delivery frequency	Seasonal grant ³
Benefit delivery mechanism	
Benefit recipients	Landowners ²
Minimum and maximum duration of benefits (if any)	
Coverage	
Programme expenditure	Estimated total cost: USD221 million; 95 per cent of the programme's costs were borne by the Government of Malawi, while the rest was financed by international partners. ²
Institutions and agencies involved	Government of Malawi, Ministry of Agriculture and Food Security ²
Monitoring and evaluation mechanisms and frequency	

See the references on page 178: Farm Input Subsidy Programme (FISP)

Improved Livelihoods Through Public Works

Programme	Improved Livelihoods Through Public Works
Country	Malawi
Geographic area	Sub-Saharan Africa
Previous programme name (if any)	
Start date	July 1995 (pilot phase); July 1996 (national programme) ¹
Programme objectives	To create temporary jobs as a means of income transfer and to build economic infrastructure. ²
Programme type	Public works; cash for work
Programme components	The public works programme is part of the broader Malawi Social Action Fund (MASAF) programme. ¹
Conditionalities (if any)	
Targeting methods	Community-based targeting ³
Target areas	Nationwide; resource allocation to specific districts uses a formula weighted by the following parameters: population (50 per cent), food insecurity (10 per cent) population below the poverty line (20 per cent) and vulnerability (20 per cent).
Target groups	Ultra-poor households
Eligibility criteria	District selection follows established criteria on population, poverty rates and measures of vulnerability. ⁴
Eligibility reassessment (if any)	
Type of benefits	Cash
Amount of benefits	Initially the daily wage rate was MWK200, but due to external shocks (inflation and devaluation of the <i>kwacha</i>) it has been increasing relative to the minimum wage. The current wage rate (2016) stands at MK600 per day. ³
Payment/delivery frequency	Lump sum wage for 12 days paid within two weeks after completion of works
Benefit delivery mechanism	Manual system of cash payments at designated pay points within beneficiary communities. ⁴
Benefit recipients	
Minimum and maximum duration of benefits (if any)	Initially the number of eligible days per year was 12, but due to external shocks the number of eligible days increased to 48 per year. ³
Coverage	Since 1995, 3.4 million households have been reached with cash transfers; of these, 2.2 million households were reached over nine public works cycles (MASAF 3 APLII), averaging 434,000 beneficiary households per cycle, which is 15 per cent of all households nationwide (2015). ³
Programme expenditure	The Community Livelihoods Support Fund had a total budget of USD97.6 million (MASAF 1 to MASAF 3, i.e. 1995–2014), with the largest allocation under the MASAF 3 Programme (2003–2013) amounting to USD80.9 million. Currently, the MASAF 4 Programme (effective September 2014) is under way with a total budget allocation of USD74.2million.
Institutions and agencies involved	Government of Malawi; World Bank ³
Monitoring and evaluation mechanisms and frequency	Missions comprising around 30 people visit the 35 local authorities' districts every three months and produce a report. A number of technical studies have been implemented to assess the extent to which intended outcomes have been achieved. A basic Management Information System (MIS) is in place, though local inputs are not fully automated due to lack of communications infrastructure. ³

See the references on page 178: Improved Livelihoods Through Public Works

Social Cash Transfer (SCT)

Programme	Social Cash Transfer (SCT)
Country	Malawi
Geographic area	Sub-Saharan Africa
Previous programme name (if any)	
Start date	2006 ¹
Programme objectives	To address poverty and food insecurity while improving school enrolment and attendance, and the health and nutrition status of beneficiaries. ¹
Programme type	Unconditional cash transfer ²
Programme components	
Conditionalities (if any)	
Targeting methods	Geographical targeting; community-based targeting; and proxy means test since 2014.
Target areas	By December 2015, 18 out of 28 districts (Mchinji, Likoma, Salima, Machinga, Mangochi, Phalombe, Chitipa, Balaka, Thyolo, Nsanje, Chikhwawa, Neno, Mwanza, Mulanje, Zomba, Mzimba, Dedza and Nkhata Bay).
Target groups	Ultra-poor and labour-constrained households. ¹
Eligibility criteria	Eligible households are ultra-poor and labour-constrained, with members who are elderly, chronically ill, orphaned and/or have disabilities. ³
Eligibility reassessment (if any)	
Type of benefits	Cash
Amount of benefits	Average of MWK4,500 per month (revised in May 2015)
Payment/delivery frequency	Monthly
Benefit delivery mechanism	
Benefit recipient	
Minimum and maximum duration of benefits (if any)	
Coverage	The programme was reaching 170,000 households in 18 districts by December 2015, and is expected to cover 320,000 households by 2016.
Programme expenditure	
Institutions and agencies involved	Global Fund to Fight AIDS, Tuberculosis and Malaria (GFATM); German government (through the Kreditanstalt für Wiederaufbau development bank, or KfW); Irish Aid; the European Union; World Bank; UNICEF; Government of Malawi ²
Monitoring and evaluation mechanisms and frequency	

See the references on page 178: Social Cash Transfer (SCT)

MALI

Jigisemejiri—Tree of Hope

Programme	<i>Jigisemejiri</i> —Tree of Hope
Country	Mali
Geographic area	Sub-Saharan Africa
Previous programme name (if any)	
Start date	2013 ¹
Programme objectives	To provide support to poor households suffering from food insecurity.
Programme type	Unconditional cash transfers
Programme components	Other than the transfer, the programme provides accompanying measures such as health and education-related informative practice sessions. ¹
Conditionalities (if any)	
Targeting methods	Geographical and community-based targeting.
Target areas	106 communes in the regions of: Sikasso (15 communes), Ségou (23 communes), Mopti (14 communes), Koulikoro (11 communes), Kayes (35 communes), Bamako (1 commune) and Gao (7 communes).
Target groups	Poor households suffering from food insecurity
Eligibility criteria	Chronically food-poor households and displaced people with children at risk. ¹
Eligibility reassessment (if any)	
Type of benefits	Cash
Amount of benefits	Each household receives an amount equivalent to FCFA10,000 (USD20) per month. ¹
Payment/delivery frequency	Quarterly
Benefit delivery mechanism	Payment agencies
Benefit recipients	Head of household
Minimum and maximum duration of benefits (if any)	Three years per beneficiary
Coverage	76.5 per cent out of the 57,000 households identified by the programme are receiving the transfers (2015). ²
Programme expenditure	The government of Mali received a USD70 million loan to implement the cash transfers. ¹
Institutions and agencies involved	Government of Mali; World Bank; national non-governmental organisations as implementing agencies for education packages ¹
Monitoring and evaluation mechanisms and frequency	The National Technical Committee is in charge of monitoring and planning.

See the references on page 179: *Jigisemejiri*—Tree of Hope

Régime d'Assistance Médicale (RAMED)

Programme	Régime d'Assistance Médicale (RAMED)
Country	Mali
Geographic area	Sub-Saharan Africa
Previous programme name (if any)	
Start date	July 2009 ¹
Programme objectives	To provide health insurance to poor people who are not able to pay to access the health system. ²
Programme type	Non-contributory health insurance
Programme components	
Conditionalities (if any)	None
Targeting methods	Community-based targeting ²
Target areas	Nationwide ¹
Target groups	Poor households; orphans and vulnerable children (OVC).
Eligibility criteria	Eligibility for the programme is granted on a temporary basis (one year) to people who have no other health coverage. Other groups which are rightfully entitled to the programme are: people who are homeless; residents of charitable institutions, orphanages or institutions for rehabilitation; inmates of prisons; and any public or private non-profit institution hosting abandoned children or adults without families. ^{1,3}
Eligibility reassessment (if any)	
Type of benefits	RAMED covers free health care, consultations, outpatient care (e.g. laboratory testing, medical analysis), hospitalisations, medicines and other medical expenses, analyses, examinations, hospitalisation costs, and pregnancy and childbirth health care. ^{1,3}
Amount of benefits	
Payment/delivery frequency	
Benefit delivery mechanism	Health care facilities are reimbursed by the government. ¹
Benefit recipients	Heads of poor households and their dependants; other legal beneficiaries ¹
Minimum and maximum duration of benefits (if any)	Access to the programme is of a temporary nature (three years). The programme also ceases for beneficiaries who receive benefits from other health insurance sources. ^{1,3}
Coverage	Around 597,835 beneficiaries or 5 per cent of the population ³
Programme expenditure	RAMED is largely financed by the State (65 per cent), which spent XOF1.047 billion on the programme in 2011. ³
Institutions and agencies involved	Agence Nationale d'Assistance Médicale (ANAM—National Medical Assistance Agency)
Monitoring and evaluation mechanisms and frequency	Monitoring and evaluation is conducted by a Programme Monitoring Unit.

See the references on page 179: *Régime d'Assistance Médicale (RAMED)*

School Feeding Programme

Programme	School Feeding Programme
Country	Mali
Geographic area	Sub-Saharan Africa
Previous programme name (if any)	
Start date	School feeding programmes have been in place since the 1960s. ¹
Programme objectives	To improve schooling rates and diminish school attrition. ²
Programme type	Conditional in-kind transfer
Programme components	
Conditionalities (if any)	School attendance
Targeting methods	Geographical targeting ^{1,3}
Target areas	166 vulnerable communities in the regions of Gao, Kayes, Koulikoro, Kidal, Mopti and Tombouctou. ¹
Target groups	Children
Eligibility criteria	Geographical targeting criteria involved: vulnerability and food insecurity of the regions; low schooling rates (especially of girls); and remoteness of the location of the schools. Children who attend school are eligible.
Eligibility reassessment (if any)	
Type of benefits	Food
Amount of benefits	There are no nutritional standards for the meals, but they consist mainly of staple foods (millet, sorghum or rice) complemented by condiments and legumes. ¹
Payment/delivery frequency	
Benefit delivery mechanism	School canteens ¹
Benefit recipients	Students
Minimum and maximum duration of benefits (if any)	
Coverage	354,000 beneficiaries or 17 per cent of children attending school ³
Programme expenditure	The government contributed USD5.8 million to school feeding activities in 2011. ⁴
Institutions and agencies involved	Government of Mali, Ministry of Education; World Food Programme (WFP) ⁵
Monitoring and evaluation mechanisms and frequency	The regional offices of the Ministry of Education—Centres d'Animation Pédagogique (CAPs)—are responsible for monitoring and evaluation. ⁵

See the references on page 179: School Feeding Programme

MAURITANIA

Prise en charge des soins de santé des indigents—Indigent Health Coverage

Programme	<i>Prise en charge des soins de santé des indigents</i> —Indigent Health Coverage
Country	Mauritania
Geographic area	Sub-Saharan Africa
Previous programme name (if any)	
Start date	The programme has been in place for decades, ¹ but the cash transfer component was initiated in 2012.
Programme objectives	To ensure free access to health care for destitute persons suffering from a chronic health condition or cancer; recently, a cash transfer component was added to help improve the living conditions of beneficiaries.
Programme type	Non-contributory health insurance, unconditional cash transfer
Programme components	The programme provides grants to national hospitals to cover health services for programme beneficiaries and covers evacuation costs to neighbouring Morocco, when necessary; evacuees benefit from a special cash allowance to cover living expenses during their stay abroad. In 2012, a cash component was added to the programme to help with the living conditions of beneficiaries.
Conditionalities (if any)	
Targeting methods	Self-targeting
Target areas	National programme; benefits are currently being delivered in Nouakchott; however, any Mauritanian national can apply.
Target groups	People who are destitute
Eligibility criteria	Beneficiaries are destitute persons suffering from a chronic health condition (such as renal insufficiency, mental illness or diabetes) or cancer. Applicants need to present a <i>certificat d'indigence</i> delivered by the commune where they reside as proof of their socio-economic situation, a national identification card and a medical certificate delivered by a specialist. ¹
Eligibility reassessment (if any)	Annually
Type of benefits	Free access to health care, free medical evacuation (when necessary) and an annual unconditional cash transfer.
Amount of benefits	The annual cash transfer is MRO30,000–50,000 (USD90–150) (depending on the socio-economic and medical profile); evacuees are granted MRO200,000 (about USD600) for living expenses.
Payment/delivery frequency	Cash transfer component: annually
Benefit delivery mechanism	Treasury cheque
Benefit recipients	
Minimum and maximum duration of benefits (if any)	
Coverage	603 (in 2015), out of which 99 had chronic illnesses, 210 had cancer, 153 required dialysis, and 141 were evacuees.
Programme expenditure	Total expenditure in 2015: MRO1,035,000,000 (about USD3,135,000)
Institutions and agencies involved	The programme is managed by the Direction de l'Assistance Sociale et de la Solidarité Nationale (DASSN), which is part of the Ministry of Social Affairs, Children and Family, in collaboration with the Ministry of Health.
Monitoring and evaluation mechanisms and frequency	A database has been set up with the help of the Agence Nationale de Registre de la Population et des Titres Sécurisées (ANRPTS); beneficiary dialysis patients submit weekly sign-off sheets; and there is an annual review of cases with the National Health Council (Conseil National de la Santé).

See the references on page 180: *Prise en charge des soins de santé des indigents*—Indigent Health Coverage

MAURITIUS

Basic Invalidity Pension and Carer's Allowance

Programme	Basic Invalidity Pension and Carer's Allowance
Country	Mauritius
Geographic area	Sub-Saharan Africa
Previous programme name (if any)	
Start date	1950s ¹
Programme objectives	To enhance the welfare and the assistance, empowerment and integration of the population of people with disabilities, elderly people and other vulnerable groups. ²
Programme type	Unconditional cash transfer
Programme components	
Conditionalities (if any)	
Targeting methods	Categorical targeting
Target areas	Nationwide
Target groups	People with disabilities
Eligibility criteria	Basic invalidity pension: beneficiaries are aged 15–60 and hold a certificate from a Medical Board of a disability rating of at least 60 per cent for a period of one year. Residence requirements apply to non-citizens with disabilities. Carer's allowance for beneficiaries of the basic invalidity pension: beneficiaries of the basic invalidity pension who require constant care from another person. ³
Eligibility reassessment (if any)	
Type of benefits	Cash
Amount of benefits	Basic invalidity pension: MUR5,000. Carer's allowance for beneficiaries of the basic invalidity pension: MUR2,500 per month. ³
Payment/delivery frequency	Monthly
Benefit delivery mechanism	
Benefit recipients	
Minimum and maximum duration of benefits (if any)	
Coverage	Basic invalidity pension: 27,205 beneficiaries. Carer's allowance for beneficiaries of the basic invalidity pension: 6,351 beneficiaries (2015). ⁴
Programme expenditure	
Institutions and agencies involved	Ministry of Social Security, National Solidarity and Reform Institutions ³
Monitoring and evaluation mechanisms and frequency	

See the references on page 180: Basic Invalidity Pension and Carer's Allowance

Basic Orphan's Pension

Programme	Basic Orphan's Pension
Country	Mauritius
Geographic area	Sub-Saharan Africa
Previous programme name (if any)	
Start date	1950s ¹
Programme objectives	To ensure the welfare and assistance, empowerment and integration of the population of people with disabilities, elderly people and other vulnerable groups. ²
Programme type	Unconditional cash transfer ³
Programme components	
Conditionalities (if any)	
Targeting methods	Categorical targeting
Target areas	Nationwide
Target groups	Children
Eligibility criteria	Both parents of the child must have passed away. For a non-citizen, one of the parents must have been a resident for at least 5 years in total in the 10 years preceding the claim (one of those 5 years must immediately precede the claim). Children enrolled in full-time education receive a larger monthly grant. ³
Eligibility reassessment (if any)	
Type of benefits	Cash
Amount of benefits	Children under 15 years old and not enrolled in full-time education: MUR2,500 Children enrolled in full-time education (age 3–20): MUR4,000 ³
Payment/delivery frequency	Monthly ³
Benefit delivery mechanism	
Benefit recipients	
Minimum and maximum duration of benefits (if any)	The grant is given until the child is 15 years old (for those not enrolled in school) or 20 years old (for those enrolled in full-time education). ³
Coverage	395 beneficiaries (2015) ⁴
Programme expenditure	
Institutions and agencies involved	Ministry of Social Security, National Solidarity and Reform Institutions ³
Monitoring and evaluation mechanisms and frequency	

See the references on page 180: [Basic Orphan's Pension](#)

Basic Retirement Pension (Universal Old-Age Pension) and Caregiver's Allowance

Programme	Basic Retirement Pension (Universal Old-Age Pension) and Caregiver's Allowance
Country	Mauritius
Geographic area	Sub-Saharan Africa
Previous programme name (if any)	
Start date	1951 ¹
Programme objectives	To ensure the welfare and assistance, empowerment and integration of the population of people with disabilities, elderly people and other vulnerable groups. ²
Programme type	Unconditional cash transfer
Programme components	
Conditionalities (if any)	
Targeting methods	Categorical targeting; since 1977 the pension has been universal. ¹
Target areas	Nationwide
Target groups	Elderly people and people with disabilities.
Eligibility criteria	Basic retirement pension: every citizen of Mauritius who is over 60 years old is eligible, as long as they have resided in the country for an aggregate period of 12 years since reaching the age of 18. This residence qualification is not necessary for Mauritian citizens aged 70 and older. Non-citizens who have resided in the country for at least 15 years since reaching the age of 40 are also eligible for the transfer (3 of those 15 years must immediately precede the claim). Caregiver's allowance: beneficiaries of the basic retirement pension with at least a 60 per cent disability rating requiring constant care from another person. ³
Eligibility reassessment (if any)	
Type of benefits	Cash
Amount of benefits	Basic retirement pension: 60–90 years old: MUR5,000; 90–100 years old: MUR15,000; 100 years and older: MUR20,000 Caregiver's allowance: an additional MUR3,000 ³
Payment/delivery frequency	Monthly
Benefit delivery mechanism	
Benefit recipients	
Minimum and maximum duration of benefits (if any)	
Coverage	Basic retirement pension: 186,118 beneficiaries (2015). ⁴
Programme expenditure	2.18 per cent of GDP ⁵
Institutions and agencies involved	Ministry of Social Security, National Solidarity and Reform Institutions ³
Monitoring and evaluation mechanisms and frequency	

See the references on page 180:

Basic Retirement Pension (Universal Old-Age Pension) and Caregiver's Allowance

Basic Widow's Pension

Programme	Basic Widow's Pension
Country	Mauritius
Geographic area	Sub-Saharan Africa
Previous programme name (if any)	
Start date	1950s ¹
Programme objectives	To ensure the welfare and assistance, empowerment and integration of the population of people with disabilities, elderly people and other vulnerable groups. ²
Programme type	Unconditional cash transfer
Programme components	
Conditionalities (if any)	
Targeting methods	Categorical targeting
Target areas	Nationwide
Target groups	Widows
Eligibility criteria	Beneficiaries are widows under the age of 60, who have been legally or religiously married. Non-citizens are eligible if they have been a resident for at least 5 years in total in the 10 years preceding the claim (1 of those 5 years must immediately precede the claim). ³
Eligibility reassessment (if any)	
Type of benefits	Cash
Amount of benefits	MUR5,000 ³
Payment/delivery frequency	Monthly ³
Benefit delivery mechanism	Women
Benefit recipients	
Minimum and maximum duration of benefits (if any)	The pension ends if the widow remarries. ¹
Coverage	20,155 beneficiaries (2015) ⁴
Programme expenditure	
Institutions and agencies involved	Ministry of Social Security, National Solidarity and Reform Institutions ³
Monitoring and evaluation mechanisms and frequency	

See the references on page 181: [Basic Widow's Pension](#)

Child's Allowance

Programme	Child's Allowance
Country	Mauritius
Geographic area	Sub-Saharan Africa
Previous programme name (if any)	
Start date	1960s ¹
Programme objectives	To ensure the welfare and assistance, empowerment and integration of the population of people with disabilities, elderly people and other vulnerable groups. ²
Programme type	Unconditional cash transfer
Programme components	
Conditionalities (if any)	
Targeting methods	Categorical targeting
Target areas	Nationwide
Target groups	Children
Eligibility criteria	This allowance is directed at children (younger than 15 years, or up to age 20 if enrolled in full-time education) of beneficiaries of a Basic Widow's Pension or Basic Invalidity Pension (up to 3 children). ³
Eligibility reassessment (if any)	
Type of benefits	Cash
Amount of benefits	Children under 10 years of age: MUR1,400 per month. Children aged 10 and over: MUR1,500 per month. ³
Payment/delivery frequency	Monthly ³
Benefit delivery mechanism	
Benefit recipients	
Minimum and maximum duration of benefits (if any)	Payment continues even after remarriage of the widow until the child is 15 years old, or up to age 20 if enrolled in full-time education. ³
Coverage	Basic invalid pension cases drawing child allowance: 6,696 Basic Widow Pension cases drawing child allowance: 6,238 (2015) ⁴
Programme expenditure	
Institutions and agencies involved	Ministry of Social Security, National Solidarity and Reform Institutions ³
Monitoring and evaluation mechanisms and frequency	

See the references on page 181: Child's Allowance

Guardian's Allowance

Programme	Guardian's Allowance
Country	Mauritius
Geographic area	Sub-Saharan Africa
Previous programme name (if any)	
Start date	1950s ¹
Programme objectives	To ensure the assistance, empowerment and integration of the population of people with disabilities, elderly people and other vulnerable groups. ²
Programme type	Unconditional cash transfer
Programme components	
Conditionalities (if any)	
Targeting methods	Categorical targeting
Target areas	Nationwide
Target groups	Children
Eligibility criteria	The beneficiary is the guardian of an orphan. For non-citizens, there is a residency requirement of a total of 5 years in the 10 years preceding the claim (one of those 5 years must immediately precede the claim). ³
Eligibility reassessment (if any)	
Type of benefits	Cash
Amount of benefits	MUR1,000; the amount paid by the allowance is not contingent on the number of orphans under a person's care. ³
Payment/delivery frequency	Monthly ³
Benefit delivery mechanism	
Benefit recipients	
Minimum and maximum duration of benefits (if any)	
Coverage	335 beneficiaries (2015) ⁴
Programme expenditure	
Institutions and agencies involved	Ministry of Social Security, National Solidarity and Reform Institutions ³
Monitoring and evaluation mechanisms and frequency	

See the references on page 181: [Guardian's Allowance](#)

Inmate's Allowance

Programme	Inmate's Allowance
Country	Mauritius
Geographic area	Sub-Saharan Africa
Previous programme name (if any)	
Start date	1950s ¹
Programme objectives	To ensure the assistance, empowerment and integration of the population of people with disabilities, elderly people and other vulnerable groups. ²
Programme type	Unconditional cash transfer
Programme components	
Conditionalities (if any)	
Targeting methods	Categorical targeting
Target areas	Nationwide
Target groups	
Eligibility criteria	Beneficiaries are inmates of government-subsidised correctional institutions who were entitled to a basic pension prior to their admission. ³
Eligibility reassessment (if any)	
Type of benefits	Cash
Amount of benefits	MUR700 ³
Payment/delivery frequency	Monthly
Benefit delivery mechanism	
Benefit recipients	
Minimum and maximum duration of benefits (if any)	
Coverage	555 beneficiaries (2015) ⁴
Programme expenditure	Information about the whole fiscal year is not available, but the amount paid in April 2015 was MUR535,295. ⁴
Institutions and agencies involved	Ministry of Social Security, National Solidarity and Reform Institutions ³
Monitoring and evaluation mechanisms and frequency	

See the references on page 182: Inmate's Allowance

Social Aid & Unemployment Hardship Relief

Programme	Social Aid & Unemployment Hardship Relief
Country	Mauritius
Geographic area	Sub-Saharan Africa
Previous programme name (if any)	
Start date	Established in 1983 by the Social Aid Act and by the Unemployment Hardship Relief Act. ^{1,2}
Programme objectives	To provide basic assistance to households whose income is not enough to cover their basic needs. ³
Programme type	Unconditional cash transfer
Programme components	
Conditionalities (if any)	
Targeting methods	Means-testing ³
Target areas	Nationwide
Target groups	Dependents of prisoners, abandoned spouses (especially with dependent children) and people who are unemployed. ³
Eligibility criteria	<p>Social Aid: beneficiaries are dependents of prisoners and abandoned spouses, especially with dependent children. Social aid is also payable for a limited period to people who are recently unemployed.</p> <p>Unemployment Hardship Relief (UHR): beneficiaries are unemployed heads of households, where the household's income is not sufficient to meet its basic needs. The head should be registered as unemployed at the Employment Exchange and be actively looking for work. People with disabilities who are able to work but cannot find a job receive the UHR as well as the Basic Invalid's Pension.⁴</p>
Eligibility reassessment (if any)	
Type of benefits	Cash and in-kind benefits
Amount of benefits	<p>Social Aid: minimum social aid MUR935</p> <p>UHR: Minimum hardship relief MUR245; these minimum benefits are complemented by other allowances (such as payment of school examination fees, courses, funeral grants etc.) and benefits (such as glasses, hearing aids etc.) are granted according to the particular needs of beneficiaries.^{3,4}</p>
Payment/delivery frequency	Monthly
Benefit delivery mechanism	
Benefit recipients	
Minimum and maximum duration of benefits (if any)	
Coverage	<p>Social Aid: 43,341 beneficiaries (2012).</p> <p>UHR: 611 beneficiaries (2012).⁴</p>
Programme expenditure	<p>Social Aid: MUR457.2 million (2008/2009).</p> <p>UHR: MUR3.0 million (2009).³</p>
Institutions and agencies involved	Ministry of Social Security, National Solidarity and Reform Institutions
Monitoring and evaluation mechanisms and frequency	

See the references on page 182: Social Aid & Unemployment Hardship Relief

MOROCCO

Direct Assistance to Widows in a Precarious Situation with Dependent Children (Cash Transfer Programme)

Programme	Direct Assistance to Widows in a Precarious Situation with Dependent Children (Cash Transfer Programme)
Country	Morocco
Geographic area	Middle East and North Africa
Previous programme name (if any)	
Start date	2015
Programme objectives	To improve the living conditions of children and their widowed mothers living in precarious situations.
Programme type	Conditional cash transfers; unconditional cash transfer ¹
Programme components	
Conditionalities (if any)	Mothers must commit to support their children until the age of 21; beneficiary children must benefit from the <i>Régime d'Assistance Médicale</i> (RAMED—health assistance programme) and must attend school or vocational training. In the case of children with disabilities, no conditionalities or age limits apply. ¹
Targeting methods	Categorical targeting and self-targeting. ¹
Target areas	Nationwide
Target groups	Widows; children; people with disabilities ¹
Eligibility criteria	Widows in a precarious situation with dependent children (up to 21 years old) or children with disabilities. The final decision to grant aid is taken by a committee of eight ministries, which is chaired by the Ministry of Solidarity, Family, Women and Social Development (MSFFDS).
Eligibility reassessment (if any)	
Type of benefits	Cash
Amount of benefits	The transfer ranges from MAD350 to MAD1050 (USD35.78–USD107.14) per child per month, up to a maximum of three beneficiary children per household. ¹
Payment/delivery frequency	Monthly or quarterly
Benefit delivery mechanism	The National Fund of pension and insurance (CNRA) sends a first mandate to the widow, payable at the agency AL BARID (Morocco Post).
Benefit recipients	Widows
Minimum and maximum duration of benefits (if any)	
Coverage	17,453 widows and 30,000 beneficiary children had received the first payments, out of a total of 45,000 applicants and 300,000 eligible women (October 2015).
Programme expenditure	MAD160 million (USD16 million)
Institutions and agencies involved	Ministry of Solidarity, Family, Women and Social Development; Ministry of Interior
Monitoring and evaluation mechanisms and frequency	The Ministry of Solidarity, Family, Women and Social Development is in charge of the programme's regular monitoring.

See the references on page 182: Direct Assistance to Widows in a Precarious Situation with Dependent Children (Cash Transfer Programme)

Food and Butane Gas Subsidies Programme

Programme	Food and Butane Gas Subsidies Programme
Country	Morocco
Geographic area	Middle East and North Africa
Previous programme name (if any)	
Start date	1941 (the current system is under reform) ¹
Programme objectives	To ensure price stability and meet the basic needs of poor people. ¹
Programme type	Food and fuel subsidies.
Programme components	
Conditionalities (if any)	
Targeting methods	
Target areas	Nationwide
Target groups	
Eligibility criteria	The programme is universal.
Eligibility reassessment (if any)	
Type of benefits	Subsidised food (sugar and soft wheat flour) and butane gas. ¹
Amount of benefits	
Payment/delivery frequency	
Benefit delivery mechanism	
Benefit recipients	
Minimum and maximum duration of benefits (if any)	
Coverage	
Programme expenditure	MAD23 billion (USD2.35 billion) in 2015, including supporting purchasing power by allocating a budget of nearly MAD21 billion (USD2.14 billion) for the support of consumer prices, and a budget of MAD2 billion (USD204,000) for the deployment of accompanying measures.
Institutions and agencies involved	Government of Morocco, Ministry of General Affairs and Governance
Monitoring and evaluation mechanisms and frequency	The structure of the monitoring and evaluation system is the administration of the compensation fund (subsidies administration) by the Ministry of General Affairs and Governance.

See the references on page 183: Food and Butane Gas Subsidies Programme

Morocco's Cash Transfer for Children (Tayssir Programme)

Programme	Morocco's Cash Transfer for Children (Tayssir Programme)
Country	Morocco
Geographic area	Middle East and North Africa
Previous programme name (if any)	
Start date	2008 ¹
Programme objectives	To reduce attrition from and dropout rates in schools. ²
Programme type	Conditional and unconditional cash transfer. ¹
Programme components	The Tayssir programme divided the targeted population (served by 266 schools) into 4 groups: <ul style="list-style-type: none"> • a group of 81 schools which received unconditional transfers distributed either to the mother (in 40 schools) or to the father (in 41 schools); • a group of 62 schools (with attendance control performed by the teachers) which received a conditional transfer delivered either to the mother (in 32 schools) or to the father (in 30 schools); • a group of 61 schools (with attendance control performed by teachers and random checks by inspectors) receiving a conditional transfer delivered either to the mother (31 schools) or to the father (30 schools); • a group of 62 schools (with attendance control via biometric machinery) receiving a conditional transfer delivered either to the mother (31 schools) or to the father (31 schools).³
Conditionalities (if any)	For the groups that received the conditional transfer, school attendance was required, with the maximum limit of absences set to four per month for primary students and six for secondary students. ³
Targeting methods	Geographical and categorical targeting. ²
Target areas	266 schools in 17 provinces of the country's rural area ^{1,3}
Target groups	Children
Eligibility criteria	For children: aged 6–15 and enrolled in the targeted schools; the maximum number of beneficiary children per household is 3. For families: parents older than 16 years, who are residents of small rural villages within the service area of selected schools. ^{2,3}
Eligibility reassessment (if any)	
Type of benefits	Cash
Amount of benefits	MAD60–100 (USD16–27) per child in the first and second years of primary school. MAD60 (USD16) for those in the 3 rd and 4 th years of primary school. MAD80 (USD22) for those in the 5 th year. MAD100 (USD27) for those in the 6 th year. MAD140 (USD38) per child in secondary school. ^{1,3}
Payment/delivery frequency	Monthly
Benefit delivery mechanism	Beneficiaries living less than one hour away from the nearest postal agency: in-person collection. Beneficiaries living more than one hour away from the nearest postal agency: postal agent delivers the benefit to the targeted school. ²
Benefit recipients	Students' parents ¹

Minimum and maximum duration of benefits (if any)	
Coverage	475,000 households, equivalent to 825,000 students (2013–2014) ³
Programme expenditure	MAD713 million (2013–2014) ³
Institutions and agencies involved	Higher Council of Education; Moroccan Ministry of National Education (MNE) ¹
Monitoring and evaluation mechanisms and frequency	School attendance was monitored either via reporting from school teachers, visits from inspectors or biometric machinery. The World Bank financed the programme evaluation, which comprised surveys and an impact evaluation. ²

See the references on page 183: Morocco's Cash Transfer for Children (Tayssir Programme)

Regime for Medical Assistance to the Most Deprived (RAMED)

Programme	<i>Régime d'Assistance Médicale</i> —Regime for Medical Assistance to the Most Deprived (RAMED)
Country	Morocco
Geographic area	Middle East and North Africa.
Previous programme name (if any)	
Start date	The programme was piloted in one region in 2008 and rolled out nationally in 2011.
Programme objectives	To improve and expand health coverage for poor and vulnerable people.
Programme type	Non-contributory health insurance
Programme components	The programme is non-contributory for those classified as poor, and contributory for those classified as vulnerable (for those who earn MAD3,767–MAD5,650 in urban areas or with a heritage score (<i>score patrimonial</i>) greater than 28 and less than or equal to 70 for rural areas). ^{1,2}
Conditionalities (if any)	
Targeting methods	Means test; proxy means test; self-targeting ¹
Target areas	Nationwide
Target groups	All poor and vulnerable people.
Eligibility criteria	Individuals must certify that they receive no other health insurance and comply with the following criteria: For residents of urban areas <ul style="list-style-type: none"> • Annual income lower than MAD3,767 per person, assessed after weighing the reported income, including transfers, by household socio-economic variables. • Socioeconomic conditions score lower than or equal to 11, based on variables related to the living conditions of the household For residents of rural areas. <ul style="list-style-type: none"> • A 'heritage score' (<i>score patrimonial</i>) lower than or equal to 28 • Socioeconomic conditions score lower than or equal to 6.²
Eligibility reassessment (if any)	Every three years ³
Type of benefits	Free health care and services available in public hospitals, health centres and within State health services, both in emergencies or during hospitalisation ⁴ ; beneficiaries are granted a card to access these benefits. ³
Amount of benefits	
Payment/delivery frequency	
Benefit delivery mechanism	
Benefit recipients	Individual person or a head of household.
Minimum and maximum duration of benefits (if any)	
Coverage	9 million beneficiaries (53 per cent in urban areas and 47 per cent in rural areas)

Programme expenditure	MAD4.9 billion (2013). The programme is funded primarily by the Government (MAD4.6 billion, or USD469,387,755) and local authorities (MAD193 million, or USD19.7 million) and through participation of beneficiaries (annual contribution of people in vulnerable situation: MAD44 million, or USD4.5 million).
Institutions and agencies involved	Ministry of Health; Ministry of Interior; Ministry of Economy and Finance; National Health Insurance Agency
Monitoring and evaluation mechanisms and frequency	Annual Monitoring is ensured by the Ministry of Health and the Ministry of Interior. One evaluation was conducted for the pilot programme.

See the references on page 183: Régime d'Assistance Médicale:
Regime for Medical Assistance to the Most Deprived (RAMED)

MOZAMBIQUE

Programa Subsídio Social Básico—Basic Social Subsidy Programme

Programme	<i>Programa Subsídio Social Básico</i> —Basic Social Subsidy Programme
Country	Mozambique
Geographic area	Sub-Saharan Africa
Previous programme name (if any)	<i>Programa Subsídio de Alimentos</i> (Food Subsidy Programme) until 2010 ¹
Start date	1990 ¹
Programme objectives	To provide basic assistance to extremely poor people who are incapable of working, promote the development of human capital, and improve access to basic social services for beneficiary households. ¹
Programme components	
Programme type	Unconditional cash transfer ¹
Conditionalities (if any)	
Targeting methods	Categorical targeting combined with community-based targeting and self-targeting.
Target areas	
Target groups	Labour-constrained and extremely poor households. ²
Eligibility criteria	Eligible beneficiary households are both labour-constrained (that is, with no adult member capable of working) and extremely poor. ¹
Eligibility reassessment (if any)	
Type of benefits	Cash ²
Amount of benefits	MZN310 (USD6.90), up to a maximum of MZN610 (USD13.50) per month for a household with four dependents.
Payment/delivery frequency	Monthly ¹
Benefit delivery mechanism	Transfers are delivered directly to the beneficiaries at payment points by National Institute of Social Action (INAS) staff members. ¹
Benefit recipients	Heads of households, or a nominated alternative. ¹
Minimum and maximum duration of benefits (if any)	
Coverage	359,859 households (2015)
Programme expenditure	MZN1,199 billion (2015)
Institutions and agencies involved	Government of Mozambique; UK Department for International Development (DFID); Government of the Netherlands; UNICEF; International Labour Organization (ILO); International Monetary Fund (IMF); World Bank; European Union; Irish AID; Swedish International Development Cooperation Agency (SIDA); World Food Programme (WFP); United States Agency for International Development (USAID) ¹
Monitoring and evaluation mechanisms and frequency	The National Institute of Social Action is reviewing monitoring and evaluation procedures. ²

See the references on page 183: *Programa Subsídio Social Básico*—Basic Social Subsidy Programme

Labour-Intensive Public Work

Programme	Labour-Intensive Public Work (a component of the Productive Social Action Programme)
Country	Mozambique
Geographic area	Sub-Saharan Africa
Previous programme name (if any)	
Start date	2012
Programme objectives	To enhance individuals' access to income-generating activities for vulnerable households, providing predictable income in exchange for labour-intensive work activities. ¹
Programme type	Public work—cash for work
Programme components	Labour-intensive public work is the core component of the <i>Programa De Acção Social Produtiva</i> (PASP). The other component is the development of income-generating activities (<i>Apoio ao Desenvolvimento de Actividades de Geração de Rendimentos</i>), which aims to complement the public work component, facilitating beneficiaries' access to social services and other governmental programmes. ²
Conditionalities (if any)	
Targeting methods	Geographical targeting; community-based targeting; proxy means-testing ³
Target areas	Urban and rural areas considered poor, food-insecure and at risk of climatic shocks. ¹
Target groups	Vulnerable households with at least one able-bodied member of working age. ³
Eligibility criteria	<p>A household is eligible if it has been:</p> <ul style="list-style-type: none"> • considered poor by the targeting system; • registered in the single beneficiary register; and • identified as having members who are able to work. <p>People who are not considered eligible to work are:</p> <ul style="list-style-type: none"> • household members who do not normally reside in the community; • young people under the age of 18; • older people over the age of 60; • lactating women during the first nine months after childbirth; • pregnant women; and • people who are sick or have disabilities and are unable to undertake even light work. <p>The following groups have priority: female-headed households; households with members who have disabilities or are chronically ill; food-insecure households; households with a high dependency ratio; and households with orphans and vulnerable children.³</p>
Eligibility reassessment (if any)	
Type of benefits	Cash
Amount of benefits	<p>Labour-intensive public works in rural areas: each month participants will be paid MZN650 (USD25)</p> <p>Labour-intensive public works in urban areas: MZN650 (USD25) per month³</p>
Payment/delivery frequency	Monthly ³

Benefit delivery mechanism	The National Institute of Social Action (INAS) is responsible for payment mechanisms and for contracting payment agents in each of the participating communities. ³
Benefit recipients	Workers
Minimum and maximum duration of benefits (if any)	Beneficiaries will participate in the programme for three years and then they will graduate from the programme. Labour-intensive public works in rural areas: The programme offers beneficiaries 15 days of paid work per month for four months. Labour-intensive public works in urban areas: Beneficiaries in urban areas participate for 15 days of work per month for a period of six months per year. ³
Coverage	
Programme expenditure	USD36.2 million (financed by the World Bank) ³
Institutions and agencies involved	Government of Mozambique; World Bank ³
Monitoring and evaluation mechanisms and frequency	The PASP is subject to ongoing and close monitoring and evaluation through a set of instruments, such as: annual monitoring of activities and targets associated with the output indicators; participatory approaches involving the government, civil society and international partners; making use of forums such as development observatories; annual review processes; and policy matrices with measurable indicators. ³

See the references on page 183: [Labour-Intensive Public Work](#)

NAMIBIA

Child Maintenance Grant*

Programme	Child Maintenance Grant
Country	Namibia
Geographic area	Sub-Saharan Africa
Previous programme name (if any)	
Start date	Since the enactment of the 1960 Children's Act. ¹
Programme objectives	
Programme type	Conditional cash transfer
Programme components	
Conditionalities (if any)	School attendance is required of children over 7 years of age. ²
Targeting methods	Means-testing and categorical targeting. ³
Target areas	Nationwide
Target groups	Children
Eligibility criteria	The recipient must receive less than NAD1,000 per month, be the biological parent of a child younger than 18 and have a spouse who is: receiving a disability or old-age grant; has passed away; is serving a jail sentence of at least three months; or is certified as unfit for labour-market activity. Alternatively, the grant might be paid to families in which both parents receive the old-age pension. ^{2,4}
Eligibility reassessment (if any)	
Type of benefits	Cash
Amount of benefits	NAD250 for the first child plus NAD100 for each additional child, up to six children per household.
Payment/delivery frequency	Monthly ^{2,4}
Benefit delivery mechanism	
Benefit recipients	Parents ^{2,4}
Minimum and maximum duration of benefits (if any)	
Coverage	117,663 people ³
Programme expenditure	The Child Maintenance Grant and the Foster Care Grant have a combined yearly budget of NAD348.1 million (2013). ³
Institutions and agencies involved	Ministry of Gender Equality and Child Welfare ³
Monitoring and evaluation mechanisms and frequency	

See the references on page 184: [Child Maintenance Grant](#)

Disability Grant

Programme	Disability Grant
Country	Namibia
Geographic area	Sub-Saharan Africa
Previous programme name (if any)	
Start date	1995 ¹
Programme objectives	To prevent poverty among people with disabilities. ¹
Programme type	Unconditional cash transfer
Programme components	
Conditionalities (if any)	
Targeting methods	Categorical targeting
Target areas	Nationwide
Target groups	People with disabilities
Eligibility criteria	Citizens and permanent residents aged 16–59 years who are declared disabled by a State Medical Officer; and people who are blind or who are living with AIDS. ^{2,3}
Eligibility reassessment (if any)	Beneficiaries are required to visit the pension office at least once a year for verification. ²
Type of benefits	Cash
Amount of benefits	NAD600 ³
Payment/delivery frequency	Monthly ³
Benefit delivery mechanism	Payment is delivered via banks, institutions, the postal service or smart cards. ²
Benefit recipients	If the beneficiary is unable to collect the benefit, another person may be appointed to collect in the name of the beneficiary. ²
Minimum and maximum duration of benefits (if any)	
Coverage	26,346 beneficiaries ³
Programme expenditure	NAD1.155 billion ³
Institutions and agencies involved	Ministry of Labour and Social Welfare ⁴
Monitoring and evaluation mechanisms and frequency	

See the references on page 184: Disability Grant

Foster Care Grant (or Foster Parent Grant)

Programme	Foster Care Grant (or Foster Parent Grant)
Country	Namibia
Geographic area	Sub-Saharan Africa
Previous programme name (if any)	
Start date	Since the enactment of the 1960 Children's Act. ¹
Programme objectives	
Programme type	Conditional cash transfer
Programme components	This is one of the country's four child/family allowances (the others are: the Child Maintenance Grant, Places of Safety Allowance and Special Maintenance Grant). ²
Conditionalities (if any)	School attendance is required of children over 7 years of age. ²
Targeting methods	Categorical targeting ³
Target areas	Nationwide
Target groups	Children
Eligibility criteria	The grant is given to citizens and permanent residents who are the caregivers of a child placed in their custody. ³
Eligibility reassessment (if any)	
Type of benefits	Cash
Amount of benefits	NAD250 for the first child plus NAD100 for each additional child (without limits to the number of children).
Payment/delivery frequency	Monthly ^{2,4}
Benefit delivery mechanism	
Benefit recipients	Eligible caregivers ^{2,4}
Minimum and maximum duration of benefits (if any)	The grant lasts for the duration of the foster care period. ²
Coverage	17,825 people ³
Programme expenditure	The Child Maintenance Grant and the Foster Care Grant have a combined yearly budget of NAD348.1 million (2013). ³
Institutions and agencies involved	Ministry of Gender Equality and Child Welfare ³
Monitoring and evaluation mechanisms and frequency	

See the references on page 184: Foster Care Grant (or Foster Parent Grant)

Namibia School Feeding Programme (NSFP)

Programme	Namibia School Feeding Programme (NSFP)
Country	Namibia
Geographic area	Sub-Saharan Africa
Previous programme name (if any)	
Start date	Fully owned by the government since 1996. ¹
Programme objectives	To increase school attendance and retention rates as well as provide assistance to food-insecure students. ¹
Programme type	Conditional in-kind transfer
Programme components	
Conditionalities (if any)	To be eligible, children must attend school.
Targeting methods	Geographical and categorical targeting. ²
Target areas	14 regions in Namibia ¹
Target groups	Children
Eligibility criteria	Children must be enrolled in pre-primary and primary schools in the selected regions.
Eligibility reassessment (if any)	
Type of benefits	Food
Amount of benefits	A daily mid-morning meal consisting of fortified maize meal is provided under the NSFP. ¹
Payment/delivery frequency	Daily
Benefit delivery mechanism	Meals are provided in schools.
Benefit recipients	Students
Minimum and maximum duration of benefits (if any)	
Coverage	320,000 beneficiaries ¹
Programme expenditure	The programme's annual budget is USD8 million. ²
Institutions and agencies involved	The Directorate of Programmes and Quality Assurance (PQA), under the Ministry of Education. ¹
Monitoring and evaluation mechanisms and frequency	The programme is launching a web-based monitoring and evaluation (M&E) system, supported by an M&E plan. ¹

See the references on page 185: Namibia School Feeding Programme (NSFP)

Old-Age Pension

Programme	Old-Age Pension
Country	Namibia
Geographic area	Sub-Saharan Africa
Previous programme name (if any)	
Start date	In 1949 the first pension was established, but it was restricted to the white population. In 1992 the pension was extended to the black population. ¹
Programme objectives	To prevent poverty by providing income security to the elderly population. ^{2,3}
Programme type	Unconditional cash transfer
Programme components	
Conditionalities (if any)	
Targeting methods	Categorical targeting ²
Target areas	Nationwide
Target groups	Elderly people
Eligibility criteria	Beneficiaries must be: <ul style="list-style-type: none"> • citizens of Namibia; • 60 years old or older; and • not resident outside Namibia for more than six months.³
Eligibility reassessment (if any)	
Type of benefits	Cash
Amount of benefits	NAD600 per month (USD60) ⁴
Payment/delivery frequency	Monthly
Benefit delivery mechanism	Beneficiaries can choose one of these delivery methods: automatic teller machines (ATMs), bank transfer or direct collection from designated post offices. ³
Benefit recipients	
Minimum and maximum duration of benefits (if any)	
Coverage	150,000 people (2010) ³
Programme expenditure	NAD3.9 billion (2013) ⁴
Institutions and agencies involved	Government of Namibia—Ministry of Health and Social Services (MHSS) ³
Monitoring and evaluation mechanisms and frequency	The MHSS administers the pension, and local pension officers investigate and register applications for the pension. ³

See the references on page 185: [Old-Age Pension](#)

Place of Safety Allowance

Programme	Place of Safety Allowance
Country	Namibia
Geographic area	Sub-Saharan Africa
Previous programme name (if any)	
Start date	Since the enactment of the 1960 Children's Act. ¹
Programme objectives	
Programme type	Unconditional cash transfer
Programme components	This is one of the country's four child/family allowances (the others are: the Child Maintenance Grant, Foster Parent Grant and Special Maintenance Grant). ²
Conditionalities (if any)	
Targeting methods	Categorical targeting ³
Target areas	Nationwide
Target groups	Children
Eligibility criteria	This grant is given to caregivers who take custody of a child under the age of 21 who has been in conflict with the law. ³
Eligibility reassessment (if any)	
Type of benefits	Cash
Amount of benefits	NAD10 per day per child ^{2,4}
Payment/delivery frequency	
Benefit delivery mechanism	Paid by cheque ²
Benefit recipients	Eligible caregivers ^{2,4}
Minimum and maximum duration of benefits (if any)	
Coverage	In 2008, family allowances (which includes the Child Maintenance Grant, Foster Parent Grant, Places of Safety Allowance and Special Maintenance Grant) reached a total of 250,000 people. ³
Programme expenditure	
Institutions and agencies involved	Ministry of Gender Equality and Child Welfare ³
Monitoring and evaluation mechanisms and frequency	

See the references on page 185: [Place of Safety Allowance](#)

Special Maintenance Grant

Programme	Special Maintenance Grant
Country	Namibia
Geographic area	Sub-Saharan Africa
Previous programme name (if any)	
Start date	Since the enactment of the 1960 Children's Act. ¹
Programme objectives	
Programme type	Unconditional cash transfer
Programme components	This is one of the country's four child/family allowances (the others are: the Child Maintenance Grant, Foster Parent Grant and Places of Safety Allowance). ²
Conditionalities (if any)	
Targeting methods	Categorical targeting ³
Target areas	Nationwide
Target groups	Children
Eligibility criteria	For citizens and permanent residents younger than 16 years old with disabilities or visual impairment. A social background report from a social worker and a state-issued medical certificate are required. ³
Eligibility reassessment (if any)	
Type of benefits	Cash
Amount of benefits	NAD250 per child
Payment/delivery frequency	Monthly ^{2,4}
Benefit delivery mechanism	
Benefit recipients	Eligible biological parents/caregivers ^{2,4}
Minimum and maximum duration of benefits (if any)	
Coverage	In 2008, family allowances (which include the Child Maintenance Grant, Foster Parent Grant, Places of Safety Allowance and Special Maintenance Grant) reached a total of 250,000 people. ³
Programme expenditure	
Institutions and agencies involved	Ministry of Gender Equality and Child Welfare ³
Monitoring and evaluation mechanisms and frequency	

See the references on page 186: [Special Maintenance Grant](#)

NIGER

Cash Transfers for Food Security and Cash for Work (under the Niger Safety Net Project—*Filet de Protection Sociale*)

Programme	Cash Transfers for Food Security and Cash for Work (under the Niger Safety Net Project— <i>Filet de Protection Sociale</i>)
Country	Niger
Geographic area	Sub-Saharan Africa
Previous programme name (if any)	
Start date	2011 ^{1,2}
Programme objectives	To address food insecurity by providing poor households with access to cash transfers and public work opportunities. ^{1,2}
Programme type	Unconditional cash transfers; public work—cash for work ¹
Programme components	Cash transfers for food security and cash for work. ^{1,2}
Conditionalities (if any)	Though the cash transfers are unconditional, a 'soft condition' related to the beneficiaries' health and nutritional practices is imposed via the promotion of complementary educational activities within the community. ¹
Targeting methods	Cash transfers for food security: geographical targeting; proxy means-testing; community-based targeting. Cash for work: geographical targeting; self-targeting Categorical Targeting criteria may apply if the demand for work exceeds the project's capacity. ¹
Target areas	Dosso, Maradi, Tahoua, Tillaberi and Zinder regions ¹
Target groups	The poorest and most food-insecure households. ¹
Eligibility criteria	Cash transfers for food security: The poorest and most food-insecure households were registered as beneficiaries of the programme within the targeted regions. They were identified using data from the 2007 National Survey on Household Income and Consumption in Niger. The proxy means-testing process also includes a questionnaire to verify the household's characteristics, including its housing conditions and ownership of assets. Cash for work: While the cash transfers component targets households in a situation of chronic food insecurity, the cash-for-work component is aimed at groups of beneficiaries who are in a situation of temporary and unusual food insecurity. It, therefore, employs a self-targeting method, conducted on a first-come, first-served basis. If the demand for employment exceeds the project's capacity, additional categorical targeting criteria may apply to include the maximum number of vulnerable households. ¹
Eligibility reassessment (if any)	
Type of benefits	Cash
Amount of benefits	Cash transfers for food security: monthly transfer of XOF10,000 (USD20) Cash for work: daily wage of XOF1,000, which is the legal minimum wage for unskilled labour in rural areas. This wage level is expected to be conducive to the self-targeting strategy of the component. ¹
Payment/delivery frequency	Cash transfers for food security: monthly. Cash for work: twice a month. ¹
Benefit delivery mechanism	Microfinance institutions and mobile phone companies. ¹

Benefit recipients	<p>Cash transfers for food security: women as representatives of their households.</p> <p>Cash for work: workers.</p> <p>Around 50 per cent of the beneficiaries of the whole project are women.¹</p>
Minimum and maximum duration of benefits (if any)	<p>Cash transfers for food security: The programme is expected to last for two cycles of 24 months (villages targeted during the first cycle will not be eligible for the second cycle).</p> <p>Cash for work: 60 days of work for each beneficiary.¹</p>
Coverage	<p>Cash transfers for food security: a total of 80,000 beneficiaries were expected to be reached by the project's end. Currently, 44,888 households have benefited from the transfers. Exceptionally, in 2012, an additional 2,500 households (Nigeriens fleeing insecurity in Libya) benefitted from the cash transfers for a period of 12 months.</p> <p>Cash for work: 15,000 beneficiaries per year (60,000 by the end of the project) were expected to be reached; currently, 41,100 beneficiaries have been reached.¹</p>
Programme expenditure	<p>The World Bank financing for the cash transfers for food security component amounts to USD48.6 million—which comprises the total costs including contingencies—and the financing for the cash for work component amounts to USD10.5 million.^{1,2}</p>
Institutions and agencies involved	<p>Government of Niger; World Bank; UNICEF²</p>
Monitoring and evaluation mechanisms and frequency	<p>The monitoring and evaluation system will rely on a database managed by a management information system (MIS). The Technical Management Unit (Unité de gestion technique—UGT) is responsible for producing quarterly reports on the project's performance and progress.¹</p>

See the references on page 186: *Cash Transfers for Food Security and Cash for Work (under the Niger Safety Net Project—Filet de Protection Sociale)*

NIGERIA

Ekiti State Social Security Scheme

Programme	Ekiti State Social Security Scheme
Country	Nigeria
Geographic area	Sub-Saharan Africa
Previous programme name (if any)	
Start date	2011 ¹
Programme objectives	To provide assistance to poor and food-insecure adults. ²
Programme type	Unconditional cash transfer
Programme components	
Conditionalities (if any)	
Targeting methods	Geographical targeting and categorical targeting. ¹
Target areas	16 local government areas in Ekiti state ²
Target groups	Elderly people
Eligibility criteria	Beneficiaries are residents of Ekiti state who are over 65 years of age, do not receive any other pension and have a low income. ¹
Eligibility reassessment (if any)	
Type of benefits	Cash
Amount of benefits	NGN5,000 (USD32) ¹
Payment/delivery frequency	Monthly ²
Benefit delivery mechanism	Beneficiaries are paid by government officers. ²
Benefit recipients	Beneficiaries
Minimum and maximum duration of benefits (if any)	
Coverage	More than 20,000 beneficiaries (2013) benefit from the programme. ²
Programme expenditure	NGN1 million per month ²
Institutions and agencies involved	Ekiti state government
Monitoring and evaluation mechanisms and frequency	

See the references on page 186: Ekiti State Social Security Scheme

Home-Grown School Feeding and Health Programme (HGSFHP)

Programme	Home-Grown School Feeding and Health Programme (HGSFHP)
Country	Nigeria
Geographic area	Sub-Saharan Africa
Previous programme name (if any)	
Start date	2005 ¹
Programme objectives	To reduce hunger and malnutrition among school children, and increase school enrolment, attendance and retention. ¹
Programme type	Conditional in-kind transfer
Programme components	The programme also includes procurement of food from smallholder farmers as a component. ¹
Conditionalities (if any)	School attendance
Targeting methods	Geographical and categorical targeting. ²
Target areas	The pilot phase comprised 12 states in the six geopolitical zones: Bauchi, Edo, Enugu, Federal Capital Territory (FCT), Imo, Kano, Kogi, Nassarawa, Niger, Ogun, Yobe and Osun States. ¹
Target groups	Children
Eligibility criteria	School enrolment
Eligibility reassessment (if any)	
Type of benefits	Food
Amount of benefits	The food is usually delivered in the form of a hot meal at lunch, which is designed to be balanced and to contain one third of the Recommended Dietary Allowance of nutrients. In Osun, a beverage (of milk, sugar and cocoa) is also served as a complement. ³
Payment/delivery frequency	Daily ⁴
Benefit delivery mechanism	Feeding takes place in dining rooms/halls at schools, where the meals are served under the supervision of teachers. ⁴
Benefit recipients	Students
Minimum and maximum duration of benefits (if any)	
Coverage	155,000 beneficiaries, or 1 per cent of children attending school. ²
Programme expenditure	NGN2.9 billion has been spent on feeding, deworming, equipment and materials up to 2010. ¹
Institutions and agencies involved	The Federal Government of Nigeria; New Partnership for African Development (NEPAD); World Food Programme (WFP); UNICEF ¹
Monitoring and evaluation mechanisms and frequency	Inspection and monitoring is to be done using standardised checklists and schedules. This falls under the responsibilities of the monitoring and evaluation committees and other relevant agencies at all levels and led by the Inspectorate. ⁴

See the references on page 186: Home-Grown School Feeding and Health Programme (HGSFHP)

In Care of the Poor (COPE)

Programme	In Care of the Poor (COPE)
Country	Nigeria
Geographic area	Sub-Saharan Africa
Previous programme name (if any)	
Start date	2007 ¹
Programme objectives	To reduce vulnerabilities and to stop intergenerational transmission of poverty among the poorest households. ¹
Programme type	Conditional cash transfer
Programme components	
Conditionalities (if any)	School enrolment and attendance (at least 80 per cent); attendance in sessions on vocational and health-related trainings; for children under 5 years, participation in all governmental free basic health programmes (such as vitamin supplementation and polio vaccination); and acceptance of the conditions for monthly savings arrangements. ¹
Targeting methods	Geographical targeting and community-based targeting. ¹
Target areas	Nationwide ¹
Target groups	Women; children; people with disabilities; elderly people ¹
Eligibility criteria	Beneficiary households are poor and headed by: women; people with disabilities; elderly people; or people from other vulnerable groups (such as victims of Vesicle Vagina Fistula and people living with HIV and AIDS) and with school-age children. ¹
Eligibility reassessment (if any)	
Type of benefits	Cash
Amount of benefits	Each household is granted a Basic Income Guarantee (BIG) of NGN1,500 per child (around USD10), up to a maximum of NGN5,000 (USD33) for households with four children or more. An extra NGN7,000 is saved monthly on behalf of each beneficiary household and NGN84,000 (USD560) is granted in the form of an investment fund (Poverty Reduction Accelerator Investment—PRAI), after 12 months, upon programme graduation. ¹
Payment/delivery frequency	Monthly ¹
Benefit delivery mechanism	The grants are collected by the beneficiaries at local government offices. ¹
Benefit recipients	
Minimum and maximum duration of benefits (if any)	Maximum duration of the grant: 12 months ¹
Coverage	22,000 households ²
Programme expenditure	NGN2 billion (USD13.2 million) in 2009 ²
Institutions and agencies involved	National Poverty Eradication Programme (NAPEP), Office of the Senior Special Assistant to the President ¹
Monitoring and evaluation mechanisms and frequency	There is no evidence of monitoring and evaluation activities taking place, except for the contract of a consultant who performed a simple verification of the programme's implementation at the local level. ¹

See the references on page 187: [In Care of the Poor \(COPE\)](#)

Osun Elderly Persons Scheme

Programme	Osun Elderly Persons Scheme
Country	Nigeria
Geographic area	Sub-Saharan Africa
Previous programme name (if any)	
Start date	2012 ¹
Programme objectives	To provide assistance to older persons and vulnerable citizens who do not have access to the contributory social security system. ²
Programme type	Unconditional cash transfer
Programme components	
Conditionalities (if any)	
Targeting methods	Geographical targeting; means test; categorical targeting ¹
Target areas	Osun state
Target groups	Elderly people
Eligibility criteria	Elderly people identified as vulnerable ¹
Eligibility reassessment (if any)	
Type of benefits	Cash
Amount of benefits	NGN10,000 (USD66) ²
Payment/delivery frequency	Monthly ²
Benefit delivery mechanism	
Benefit recipients	
Minimum and maximum duration of benefits (if any)	
Coverage	1,692 beneficiaries (2015) ³
Programme expenditure	0.01 per cent of GDP ¹
Institutions and agencies involved	Osun state local government
Monitoring and evaluation mechanisms and frequency	

See the references on page 187: [Osun Elderly Persons Scheme](#)

Subsidy Reinvestment and Empowerment Programme (SURE-P): Community Services Women and Youth Employment (CSWYE)

Programme	Subsidy Reinvestment and Empowerment Programme (SURE-P): Community Services Women and Youth Employment (CSWYE)
Country	Nigeria
Geographic area	Sub-Saharan Africa
Previous programme name (if any)	
Start date	The SURE-P programme began in 2012. ¹
Programme objectives	To provide temporary employment opportunities to unemployed and unskilled women and youth. ²
Programme type	Cash for work ²
Programme components	Part of the larger SURE-P programme ²
Conditionalities (if any)	
Targeting methods	Community-based targeting ²
Target areas	Nationwide ²
Target groups	Working-age people ²
Eligibility criteria	Beneficiaries are Nigerian men aged 18–35, and women aged 18–50, who are poor, with no other source of income and with no more than a secondary school educational qualification. Thirty per cent of the beneficiaries must be women and 20 per cent of the work opportunities are reserved for other vulnerable groups, including people with disabilities, widows, people living with HIV/AIDS, people living in border communities, and people with albinism. Participation in the programme is also restricted to one member per household at a time. ²
Eligibility reassessment (if any)	
Type of benefits	Cash ²
Amount of benefits	NGN10,000 per month for five hours of work per day (five days per week or 20 days per month). In cases where the beneficiary works less than 20 days per month, the amount due is set at the rate of NGN500 per day. However, if the beneficiary works less than five days in a month, no stipend is granted. ²
Payment/delivery frequency	Monthly ²
Benefit delivery mechanism	Payment is made by the 25 th day of each month via the designated project banks or via mobile money options through GSM phones. ²
Benefit recipients	Beneficiaries
Minimum and maximum duration of benefits (if any)	
Coverage	123,049 jobs have already been created (the expected coverage is 185,000 people). ³
Programme expenditure	NGN15.7 billion has been disbursed as monthly payments, and NGN1.6 billion has been spent on management costs. ³
Institutions and agencies involved	Government of Nigeria
Monitoring and evaluation mechanisms and frequency	Supervisors are in charge of monitoring the beneficiaries work through the production of daily time-sheet reports and weekly returns on the performance of each beneficiary. These reports are then sent to the State Project Implementation Unit (SPIU), where information is entered into the payment schedules database. ²

See the references on page 187: (SURE-P): Community Services Women and Youth Employment (CSWYE)

Subsidy Reinvestment and Empowerment Programme (SURE-P): Maternal and Child Health (MCH)

Programme	Subsidy Reinvestment and Empowerment Programme (SURE-P): Maternal and Child Health (MCH)
Country	Nigeria
Geographic area	Sub-Saharan Africa
Previous programme name (if any)	
Start date	Planned duration: 2012–2016 ¹
Programme objectives	To improve maternal and child health through an incentive-based programme of conditional cash transfers. ²
Programme type	Conditional cash transfer
Programme components	The programme is a component of SURE-P.
Conditionalities (if any)	Beneficiaries must: register for antenatal care (ANC); have at least four ANC visits; give birth with the assistance of a skilled birth attendant (facility-based); and seek post-natal care within two days of child birth. ³
Targeting methods	Geographical and community-based targeting. ⁴
Target areas	1,000 public primary healthcare facilities nationwide ¹
Target groups	Women; children
Eligibility criteria	Beneficiaries are all pregnant women and their newborn children in the targeted geographical areas. ⁴
Eligibility reassessment (if any)	
Type of benefits	Cash
Amount of benefits	NGN5,000 (about USD32) for mothers who comply with all conditions ⁵
Payment/delivery frequency	Payments are delivered after each of the conditionalities is met. ³
Benefit delivery mechanism	Payments are delivered directly to the beneficiaries via mobile banking and the conventional banking system. ⁶
Benefit recipients	Beneficiaries
Minimum and maximum duration of benefits (if any)	
Coverage	26,461 women have received the transfers (2014). ⁷
Programme expenditure	NGN69.7 million has been disbursed for the conditional cash transfer component of the project (2014). ⁷
Institutions and agencies involved	National Primary Health Care Development Agency (NPHCDA); World Bank ³
Monitoring and evaluation mechanisms and frequency	An impact evaluation was scheduled to measure the programme's overall effect on the health of women and infants and the impact of the other components, in cooperation with researchers from the World Bank. ¹

See the references on page 187: (SURE-P): Maternal and Child Health (MCH)

RWANDA

Genocide Survivors Support and Assistance Fund (FARG)

Programme	Genocide Survivors Support and Assistance Fund (FARG)
Country	Rwanda
Geographic area	Sub-Saharan Africa
Previous programme name (if any)	
Start date	Established by law in 1998 and reviewed by Law No. 69/2008 of 2008 and Law 81/2013 of 2013. ¹
Programme objectives	To support vulnerable people who are survivors of genocide with education, health care, housing, social assistance and income generation activities. ²
Programme type	Social support services; unconditional cash transfer; health insurance
Programme components	Besides cash transfer payments, FARG provides educational scholarships; supports mutual health insurance payments, shelter development and rehabilitation; and promotes income-generating projects. ²
Conditionalities (if any)	
Targeting methods	Categorical targeting; community-based targeting ³
Target areas	Nationwide
Target groups	Vulnerable genocide survivors, especially orphans, elderly people and adults with disabilities. ³
Eligibility criteria	For each service offered, the beneficiary must prove with official documentation that she or he is a genocide survivor. ¹
Eligibility reassessment (if any)	
Type of benefits	Cash
Amount of benefits	RWF18,000 147 of the most vulnerable beneficiaries receive between RWF30,000 and RWF100,000 ⁴
Payment/delivery frequency	Monthly ²
Benefit delivery mechanism	
Benefit recipient	
Minimum and maximum duration of benefits (if any)	
Coverage	21,039 people (2013) ⁴
Programme expenditure	Estimated RWF141 billion (2011–2015 budget) The government is committed to allocating 6 per cent of its annual domestic income (2011). Percentages of actual budget allocations vary in reality and are adjusted to programme needs, commensurate with government revenues and revised budget allocations planned under the Medium-Term Expenditure Framework (MTEF). ^{1,2}
Institutions and agencies involved	Ministry of Local Government
Monitoring and evaluation mechanisms and frequency	FARG performs its monitoring and evaluation activities via a Monitoring Information System, which is being improved. ⁵

See the references on page 188: Genocide Survivors Support and Assistance Fund (FARG)

Girinka: One Cow per Poor Family

Programme	Girinka: One Cow per Poor Family
Country	Rwanda
Geographic area	Sub-Saharan Africa
Previous programme name (if any)	
Start date	2006 ¹
Programme objectives	To reduce child malnutrition and increase incomes of poor farmers. ¹
Programme type	Sustainable livelihood programme (asset transfer); training ²
Programme components	In addition to the transfer of a heifer, Girinka also comprises a training programme run by the Rwanda Agricultural Board (RAB), which includes a workshop and the provision of supplies (drugs, spray pumps and mineral blocks) to assist farmers in caring for their cow. Regular training and support continues until the cow calves down. ²
Conditionalities (if any)	
Targeting methods	Community-based targeting ²
Target areas	Nationwide ¹
Target groups	Poor smallholder farmers
Eligibility criteria	Beneficiaries must not already own a cow, must have constructed a cow shed, have at least 0.25–0.75 hectares of land (some of which must be planted with fodder), be considered poor and an <i>Inyangamugayo</i> (person of integrity) by the community and have no other source of income. Beneficiaries who do not have enough land individually may join with others in the community to build a common cow shed (<i>ibikumba</i>) for their cows. Priority is given to female-headed households. ²
Eligibility reassessment (if any)	
Type of benefits	Cows
Amount of benefits	Beneficiary families receive one cow. ²
Payment/delivery frequency	
Benefit delivery mechanism	The cows distributed via this programme are purchased locally, preferably from former Girinka beneficiaries whose originally granted cows have calved down more than once. The delivery process is facilitated by the government via the RAB. ²
Benefit recipients	
Minimum and maximum duration of benefits (if any)	
Coverage	More than 203,000 families have been reached by the programme. The target coverage is 350,000 families by 2017. ¹
Programme expenditure	This programme had a budget of RWF2.7 billion in 2010. ³
Institutions and agencies involved	Girinka is coordinated by the RAB, an agency of the Ministry of Agriculture (MINAGRI). Other Ministries, local non-governmental organisations and international organisations are also involved (such as Heifer International, Send a Cow and World Vision). ^{1,2}
Monitoring and evaluation mechanisms and frequency	Monitoring is conducted by the government via primary support such as daily follow-ups performed by veterinary officers. ⁴

See the references on page 188: [Girinka: One Cow per Poor Family](#)

Rwanda Demobilisation and Reintegration Programme (RDRP)

Programme	Rwanda Demobilisation and Reintegration Programme (RDRP)
Country	Rwanda
Geographic area	Sub-Saharan Africa
Previous programme name (if any)	
Start date	1997 The programme has been in its third implementation phase since 2009.
Programme objectives	To demobilise former combatants from the Rwanda Defence Forces and other armed groups by supporting their transition and reinsertion into civilian life, especially those in a state of vulnerability; and to help the Government reallocate their expenditure from defence to socio-economic sectors. ¹
Programme type	Unconditional cash transfer; training; social support services
Programme components	Basic Needs Kit (BNK); Recognition of Service Allowance (RSA); Vulnerable Support Window (VSW) grant. The programme also offers diverse vocational training and other forms of education and rehabilitation, including psychosocial rehabilitation. Medical assistance is provided to former combatants with special medical needs. ²
Conditionalities (if any)	
Targeting methods	Categorical targeting
Target areas	Nationwide
Target groups	Demobilised members of armed groups of Rwandan origin and members of the Rwandan Defence Forces.
Eligibility criteria	Verification of eligibility of members of Rwandese armed groups is based on: Rwandese nationality; self-identification of the beneficiary as a former combatant; proven affiliation with a recognised armed group that fought the Rwandan Patriotic Front (RPA) in Rwanda or the Democratic Republic of Congo (DRC); and proof of military ability. Vulnerability criteria are based on the potential beneficiary's access to housing and productive means, health and employment situation, and household characteristics. Community Development Committees (CDCs) and associations of former combatants are in charge of identifying those former combatants who qualified for the VSW grant. Medical vulnerability is verified through medical screenings in demobilisation centres. ³
Eligibility reassessment (if any)	
Type of benefits	Cash and services for beneficiary's children (training, education, housing)

Amount of benefits	<p>According to the 2010 Rwanda Demobilisation and Reintegration Commission (RDRC) Project Implementation Manual, beneficiaries receive a demobilisation card and a Basic Needs Kit (BNK), valued at FRW60,000 per beneficiary. Former combatants from RDF and members of armed groups receive their BNK in cash prior to their departure from demobilisation centres.</p> <p>The Recognition of Service Allowance (RSA) is paid in two instalments. The first instalment (FRW50,000) is paid one month after settlement in the community of choice, while the second instalment (staggered by rank with a Private receiving FRW120,000 and a Colonel FRW600,000) is paid two months later. Payment in more than one instalment gives former combatants an opportunity to improve their money-management skills.</p> <p>The programme has introduced the Reinsertion Kits for dependents of former army groups combatants (provided mainly in-kind and as transportation) to support their livelihood in the first months after they return.</p> <p>The Reintegration Grant is provided to RDF and armed-group former combatants. The grant amounts to FRW120,000 and is received three months after demobilisation (the grant is intended for integration, households costs and income-generating activities).</p> <p>The VSW grant is provided to former combatants in a situation of persisting vulnerability (after having received the previous grants) and on average should not exceed USD333.</p>
Payment/delivery frequency	The RSA was paid in two instalments (the first one month after settlement and the second two months after that) via bank account deposit. ²
Benefit delivery mechanism	Bank transfers ³
Benefit recipient	Former combatants from armed groups
Minimum and maximum duration of benefits (if any)	
Coverage	The programme targeted 36,000 former combatants, including 2,500 children, by the end of 2009, ¹ and 2,822 former combatants in 2014–2015.
Programme expenditure	USD65.5 million by the end 2009 ¹ and USD29.8 million during the period 2009–2015.
Institutions and agencies involved	Rwanda Demobilisation and Reintegration Commission (RDRC); Ministry of Finance and Economic Planning (MINECOFIN) ²
Monitoring and evaluation mechanisms and frequency	A management information system is in place.

See the references on page 189: [Rwanda Demobilisation and Reintegration Programme \(RDRP\)](#)

Vision 2020 Umurenge Programme (VUP)

Programme	Vision 2020 Umurenge Programme (VUP)
Country	Rwanda
Geographic area	Sub-Saharan Africa
Previous programme name (if any)	
Start date	2008 ¹
Programme objectives	To contribute to the country's goal of reducing extreme poverty. ²
Programme type	Cash for work; unconditional cash transfer
Programme components	Direct support; public works The VUP also provides financial services and has an educational component (including financial literacy and livelihood skills). ³
Conditionalities (if any)	
Targeting methods	Community-based targeting (using the UBUDEHE categorisation system) ⁴
Target areas	
Target groups	Direct support: poor families without labour capacity. Public works: poor families with labour capacity. ⁴
Eligibility criteria	Direct support: Households are eligible if they are poor and labour-constrained. ⁴ Public works: Households must be extremely poor with able-bodied members.
Eligibility reassessment (if any)	The UBUDEHE categorisation process occurs every three years and determines the eligibility of households and individuals.
Type of benefits	Cash
Amount of benefits	Direct support: up to RWF21,000 Public works: up to RWF1,500 per work day ^{4,5}
Payment/delivery frequency	Direct support: monthly Public works: every two work weeks ¹
Benefit delivery mechanism	Bank transfer to beneficiaries' accounts. ¹
Benefit recipients	
Minimum and maximum duration of benefits (if any)	
Coverage	Direct support: 195,501 individuals in 2014/2015. Public works: 111,923 households in fiscal year 2014/2015.
Programme expenditure	USD40.7 million in fiscal year 2015/2016 ⁶
Institutions and agencies involved	Ministry of Local Government (MINALOC); Local Development Agency (LODA) as MINALOC's implementing branch
Monitoring and evaluation mechanisms and frequency	There is a management information system (MIS) in place. The LODA MIS and Social Protection MIS is in development in 2015/2016.

See the references on page 189: Vision 2020 Umurenge Programme (VUP)

SENEGAL

Conditional Cash Transfer for Orphans and Vulnerable Children

Programme	Conditional Cash transfer for Orphans and Vulnerable Children
Country	Senegal
Geographic area	Sub-Saharan Africa
Previous programme name (if any)	
Start date	2008
Programme objectives	To provide support for the education and training of orphans and vulnerable children. ¹
Programme type	Conditional cash transfer ¹
Programme components	
Conditionalities (if any)	Enrolment in school or training; frequency in school or vocational training; attending adequate medical care appointments. ¹
Targeting methods	Categorical and community-based targeting. ¹
Target areas	Nationwide ¹
Target groups	Children ¹
Eligibility criteria	Children aged 2–18 who are orphans, or living with HIV/AIDS, or who live in a household affected by HIV/AIDS. ¹
Eligibility reassessment (if any)	
Type of benefits	Cash ¹
Amount of benefits	Children in kindergarten: XOF108,000 (USD225) per year per child Children in first-level primary school: XOF125,000 (USD260) per year per child Children in second-level primary school: XOF135,000 (USD281) per year per child Children in first level of secondary school: XOF145,000 (USD302) per year per child Children in second level of secondary school: XOF165,000 (USD343) per year per child Two-year courses for beneficiaries enrolled in professional training: XOF280,000 (USD582) ¹
Payment/delivery frequency	Quarterly ¹
Benefit delivery mechanism	The grant is delivered via local postal banks. ¹
Benefit recipients	Adult in charge of the child (parent, guardian, or institution—in practice, this is usually the mother figure in the household) ¹
Minimum and maximum duration of benefits (if any)	
Coverage	
Programme expenditure	
Institutions and agencies involved	National HIV/AIDS Council ²
Monitoring and evaluation mechanisms and frequency	

See the references on page 189: Conditional Cash Transfer for Orphans and Vulnerable Children

Programme National de Bourses de Sécurité Familiale (PNBSF)

Programme	Programme National de Bourses de Sécurité Familiale (PNBSF)
Country	Senegal
Geographic area	Sub-Saharan Africa
Previous programme name (if any)	
Start date	2013 ¹
Programme objectives	To reduce extreme poverty and promote the development of human capital among beneficiaries. ¹
Programme type	Conditional cash transfers; social support services
Programme components	Conditional cash transfers; reinforcement of social support services; accompanying measures for promoting the development of human capital ¹
Conditionalities (if any)	Children must be: officially registered, enrolled in school and vaccinated according to the vaccination schedule. ¹
Targeting methods	Geographical targeting; community-based targeting; proxy means-testing ¹
Target areas	Nationwide ¹
Target groups	Children
Eligibility criteria	Vulnerable families with children aged 6–12 were selected for the first phase of the programme. For the next phases, the selection of beneficiaries will expand to progressively include families with young children and elderly members. ¹
Eligibility reassessment (if any)	
Type of benefits	Cash
Amount of benefits	XOF25,000 ¹
Payment/delivery frequency	Quarterly ¹
Benefit delivery mechanism	Each beneficiary has an identification card (<i>Carte Yakaar</i>), which must be presented at the payment agencies (currently postal agencies) to receive the grant. ¹
Benefit recipients	
Minimum and maximum duration of benefits (if any)	Maximum duration: five years ¹
Coverage	In the first phase, 50,000 families were selected. From 2014 onwards, the expansion of the programme aims to reach 250,000 families. ² In 2015, 200,000 families benefited from the programme. ³
Programme expenditure	XOF20 billion (2015) ³
Institutions and agencies involved	Government of Senegal, Délégation Générale à la Protection sociale et à la Solidarité Nationale (General Delegation for Social Protection and National Solidarity— DGPSN) ²
Monitoring and evaluation mechanisms and frequency	The DGPSN is in charge of monitoring the programme. ¹

See the references on page 190: *Programme National de Bourses de Sécurité Familiale (PNBSF)*

SIERRA LEONE

Social Safety Net Programme

Programme	Social Safety Net Programme
Country	Sierra Leone
Geographic area	Sub-Saharan Africa
Previous programme name (if any)	
Start date	2014
Programme objectives	To support extremely poor households and households affected by the ebola outbreak. Beneficiaries are encouraged to pay particular attention to maternal and child health. ¹
Programme type	Unconditional cash transfer; social support services; training
Programme components	Cash transfers, access to basic health care and some training activities.
Conditionalities (if any)	
Targeting methods	Geographical targeting; community-based targeting; and proxy means-testing. ²
Target areas	Nationwide, with the exception of Bonthe district.
Target groups	Extremely poor households and households affected by the ebola outbreak.
Eligibility criteria	Beneficiaries are extremely poor and have no assets.
Eligibility reassessment (if any)	Some beneficiaries are subjected to a full proxy means test after one year.
Type of benefits	Cash
Amount of benefits	SLL130,000 (USD30) per month ¹
Payment/delivery frequency	The benefit is usually paid quarterly.
Benefit delivery mechanism	Payment is made by a team in an open place, directly to the beneficiaries.
Benefit recipients	Preferably a senior female member of the household ¹
Minimum and maximum duration of benefits (if any)	
Coverage	The programme is expected to reach more than 100,000 beneficiaries; currently it reaches 13,547 beneficiaries. ²
Programme expenditure	More than USD33 million (2015)
Institutions and agencies involved	
Monitoring and evaluation mechanisms and frequency	National Commission for Social Action; Ministry of Social Welfare; Anti-Corruption Commission; non-governmental organisations; SPLASH Mobile Money

See the references on page 190: Social Safety Net Programme

Cash for Work

Programme	Cash for Work
Country	Sierra Leone
Geographic area	Sub-Saharan Africa
Previous programme name (if any)	Youth Employment Support Project (YESP)
Start date	This project started in 2010 with funding from the World Bank from 2010–2015. The cash-for-work component is expected to be scaled up in the coming years. ^{1,2}
Programme objectives	To create employment opportunities in the short term and to improve the employability of beneficiaries. ³
Programme type	Cash for work; training
Programme components	Cash for work; skills development and employment support
Conditionalities (if any)	
Targeting methods	Geographical targeting; self-targeting
Target areas	Cash for work: Kono, Bombali, Moyamba, Western Rural The cash-for-work sub-projects were allocated among the poorest and most food-insecure districts, selected through an intra-district targeting methodology. Skills development and employment support: interventions in urban areas were focused on the cities of Freetown, Bo, Kenema and Kono. ⁴
Target groups	Cash for work: youth. Skills development and employment support: urban youth with low levels of education (from none up to some secondary schooling) and rural youth, irrespective of their levels of education. ⁵
Eligibility criteria	Cash for work: beneficiaries were residents of the selected localities and 15–35 years old. Participation was limited to one person per household and at least 30 per cent of the workers had to be women. In case of excess demand, beneficiaries were selected from the eligible people via a lottery and in case of limited demand, beneficiaries were selected on a first-come, first-served basis. Skills development and employment support: young people aged 15–35, who were not attending school. ⁵
Eligibility reassessment (if any)	
Type of benefits	Cash for work: cash and training. Two types of training were also provided to beneficiaries of the cash-for-work component: contractor training on labour-intensive public works, and mentorship on money management and entrepreneurship. Skills development and employment support: training provided by Partners in Relief and Development (PaRD), Hands Empowering the Less Privileged in Sierra Leone (HELP–SL) and ChildFund. ⁵
Amount of benefits	Cash for work: daily range of SLL6,000 (USD1.50) –SLL7,500 (USD1.90)
Payment/delivery frequency	
Benefit delivery mechanism	
Benefit recipients	
Minimum and maximum duration of benefits (if any)	The cash-for-work component lasts from 50 to 75 days. ⁶

Coverage	45,993 direct beneficiaries (2015) ¹
Programme expenditure	The total project cost was USD20 million (2015). ¹
Institutions and agencies involved	Ministry of Finance and Economic Development; World Bank; non-governmental organisations (PaRD, HELP-SL and ChildFund); National Commission for Social Action ²
Monitoring and evaluation mechanisms and frequency	The National Commission for Social Action was in charge of monitoring the programme. An external evaluation was also commissioned. ⁵

See the references on page 190: [Cash for Work](#)

SOUTH AFRICA

Care Dependency Grant

Programme	Care Dependency Grant
Country	South Africa
Geographic area	Sub-Saharan Africa
Previous programme name (if any)	
Start date	This grant is regulated by the legal framework established by the Social Assistance Act of 2004. ¹
Programme objectives	To provide care to children who have physical or mental disabilities and are in need of permanent care. ²
Programme type	Unconditional cash transfer
Programme components	
Conditionalities (if any)	
Targeting methods	Categorical targeting and means-testing.
Target areas	Nationwide
Target groups	Children with disabilities ²
Eligibility criteria	The beneficiary must be a child (under age 18), who is resident in South Africa and has a severe physical or mental disability and needs constant care, requires and receives permanent care or support services (as assessed by a medical officer) and who is not cared for by a state institution. The recipient of the benefit is the parent, primary caregiver or foster parent (he/she is a South African citizen, permanent resident or a refugee) of the child, who must also reside in South Africa and not earn more than ZAR170,400 a year (ZAR14,200 per month), if single, or ZAR340,800 a year (ZAR28,400 per month), if married. This income limit does not apply to foster parents.
Eligibility reassessment (if any)	The South African Social Security Agency (SASSA) is responsible for reviewing grants based on the declared income of beneficiaries at the time of application. ²
Type of benefits	Cash ²
Amount of benefits	ZAR1,420
Payment/delivery frequency	Monthly ²
Benefit delivery mechanism	SASSA, using a privatised payment contractor, pays the grant into the beneficiaries' bank accounts, which can be withdrawn at designated pay points, contracted merchant stores, automatic teller machines (ATMs) or via an institution acting as administrator of the grant (e.g. welfare organisations). ²
Benefit recipients	Parents, foster parents or primary caregivers of the child If the recipient is unable to collect the benefit, a proxy may be appointed at the SASSA office. ²
Minimum and maximum duration of benefits (if any)	The grant lasts until the child turns 18. The grant is also rescinded if the child passes away, or is admitted to a state institution, or is absent from the country. If the recipient of the benefit does not claim the grant for three consecutive months it will lapse.
Coverage	140,645 beneficiaries (2015)
Programme expenditure	ZAR2.46 billion estimated expenditure (2015/16)
Institutions and agencies involved	SASSA
Monitoring and evaluation mechanisms and frequency	SASSA administers the grant. Its monitoring and evaluation branch produces monthly statistical reports of all its social grants, indicating the number of beneficiaries per region. ^{2,3}

See the references on page 191: Care Dependency Grant

Child Support Grant (CSG)

Programme	Child Support Grant (CSG)
Country	South Africa
Geographic area	Sub-Saharan Africa
Previous programme name (if any)	State Maintenance Grant (SMG) ¹
Start date	1998 ²
Programme objectives	To reduce poverty and promote investments in the physical, social and human capital of poor children. ³
Programme type	Unconditional cash transfer
Programme components	
Conditionalities (if any)	
Targeting methods	Categorical targeting combined with means-testing. ¹
Target areas	Nationwide
Target groups	Poor children under 18 years of age
Eligibility criteria	<p>The primary caregiver must be a South African citizen, permanent resident or refugee;</p> <p>Both the applicant and the child must reside in South Africa;</p> <p>The applicant must be the primary caregiver of the child/children concerned;</p> <p>The child must be under the age of 18;</p> <p>The caregiver cannot apply for more than six non-biological children;</p> <p>The child cannot be cared for in a state institution; and</p> <p>The caregiver is subject to a means-test threshold of ZAR3,300 per month (or annual income of ZAR39,600) in 2015; if the caregiver is married then the combined threshold is double (ZAR 6,600 a month and/or ZAR79,200 per annum).</p>
Eligibility reassessment (if any)	The Child Support Grant underwent eligibility reassessment regarding age requirements (at the beginning of the programme, the age threshold was seven years old, whereas currently, the age threshold is 18 years old) and adjustments to the income threshold to take inflation into account and improve equity. ¹
Type of benefits	Cash
Amount of benefits	The amount changes every year, but the Child Support Grant is currently ZAR330 monthly, per child. ⁴
Payment/delivery frequency	Monthly ⁴
Benefit delivery mechanism	The South African Social Security Agency (SASSA) uses a privatised payment contractor, which pays the grant into the beneficiaries' bank accounts, which can be withdrawn at designated pay points, contracted merchant stores or automatic teller machines (ATMs).
Benefit recipient	The recipient of the benefit is the child's primary caregiver. ¹
Minimum and maximum duration of benefits (if any)	<p>The child may receive the grant from birth until their 18th birthday so long as the eligibility criteria are met. The grant lapses in the following cases:</p> <ul style="list-style-type: none"> • if the child passes away; • if the child is admitted to a state institution; • if the caregiver does not claim it for three consecutive months; or • if the child is absent from the country at the end of the year in which the child turns 18.

Coverage	11,953,974 children (which is over 65 per cent of South Africa's child population) (2015)
Programme expenditure	1.1 per cent of GDP (or ZAR47.84 billion) (2015/16)
Institutions and agencies involved	SASSA
Monitoring and evaluation mechanisms and frequency	SASSA administers the grant, and its monitoring and evaluation branch produces monthly statistical reports of all its social grants, indicating the number of beneficiaries per region.

See the references on page 191: [Child Support Grant \(CSG\)](#)

Disability Grant (DG)

Programme	Disability Grant (DG)
Country	South Africa
Geographic area	Sub-Saharan Africa
Previous programme name (if any)	
Start date	1946 (first legislation). 2004 (current legislation) ¹
Programme objectives	To assist South African citizens with disabilities who cannot support themselves. ²
Programme type	Unconditional cash transfer
Programme components	
Conditionalities (if any)	
Targeting methods	Categorical targeting and means-testing. ¹
Target areas	Nationwide
Target groups	People living with disabilities
Eligibility criteria	For South African citizens, permanent residents or refugees aged 18–59, who are considered disabled (according to a medical or assessment report, which is not older than three months), with an annual income of less than ZAR65,160 and assets of no more than ZAR937,200 per person (or a combined income of ZAR130,320 and assets of ZAR1,874,400 for couples). Disability must be medically confirmed. The beneficiary may not be resident in a State institution.
Eligibility reassessment (if any)	The South African Social Security Agency (SASSA) is responsible for reviewing eligibility criteria, such as the declared income of the beneficiary. ²
Type of benefits	Cash
Amount of benefits	Up to ZAR1,420
Payment/delivery frequency	Monthly ²
Benefit delivery mechanism	Grants are paid by SASSA through the following methods: <ul style="list-style-type: none"> • pay points; • automated teller machines (ATMs); or • contracted merchant stores.
Benefit recipients	
Minimum and maximum duration of benefits (if any)	The temporary disability duration is not less than 6 months and not more than 12 months. Permanent disability is for a period of more than 12 months. A beneficiary who has a permanent disability may receive the grant from the age of 18 until their 60 th birthday, at which point the grant is converted into the Older Persons Grant.
Coverage	1,098,018 beneficiaries (2015)
Programme expenditure	ZAR18.95 billion (2015/16 budget)
Institutions and agencies involved	SASSA ¹
Monitoring and evaluation mechanisms and frequency	SASSA is responsible for monitoring this grant. ²

See the references on page 191: [Disability Grant \(DG\)](#)

Expanded Public Works Programme (EPWP)

Programme	Expanded Public Works Programme (EPWP)
Country	South Africa
Geographic area	Sub-Saharan Africa
Previous programme name (if any)	
Start date	2004 The programme is currently in its third phase. ^{1,2}
Programme objectives	To provide labour and income to poor households in the short- to medium-term, using public expenditure on goods and services to create temporary work opportunities for the unemployed. ¹
Programme type	Public works—cash for work
Programme components	Besides the provision of a temporary work opportunity, the EPWP also provides training and enterprise development support activities to beneficiaries. ¹
Conditionalities (if any)	
Targeting methods	Geographical and community-based targeting, combined with self-targeting (through the wage rate). ³
Target areas	Nationwide ¹
Target groups	Working-age group
Eligibility criteria	Beneficiaries are poor (as determined by the local community criteria), are unemployed or underemployed and live close to the area where the public works project is taking place. ³
Eligibility reassessment (if any)	
Type of benefits	Cash
Amount of benefits	The minimum EPWP wage rate (which is adjusted annually) was ZAR75.10 per day or per task in 2014. ^{3,4}
Payment/delivery frequency	Monthly ⁴
Benefit delivery mechanism	Cash, cheque or direct deposit into the beneficiary's bank account. ⁴
Benefit recipients	
Minimum and maximum duration of benefits (if any)	
Coverage	Phase III of the EPWP aims to create 6 million work opportunities. ²
Programme expenditure	ZAR2 billion (2015/16 budget) ⁵
Institutions and agencies involved	Department of Public Works (DPW) ⁶
Monitoring and evaluation mechanisms and frequency	The DPW oversees the design and implementation of the EPWP, and its EPWP branch is responsible for all monitoring and evaluation aspects of the programme. ⁶

See the references on page 191: Expanded Public Works Programme (EPWP)

Foster Child Grant

Programme	Foster Child Grant
Country	South Africa
Geographic area	Sub-Saharan Africa
Previous programme name (if any)	
Start date	This grant is regulated by the legal framework established in the Social Assistance Act of 2004. ¹
Programme objectives	To provide care for foster children. ²
Programme type	Unconditional cash transfer
Programme components	
Conditionalities (if any)	
Targeting methods	Categorical targeting
Target areas	Nationwide
Target groups	Children
Eligibility criteria	Beneficiaries are children (under 18, but may be extended to 21 years), residents of South Africa, who are legally placed under the care of a foster parent. The foster parent must be either a citizen or permanent resident of or refugee in South Africa.
Eligibility reassessment (if any)	The grant is reviewed every two years. ²
Type of benefits	Cash ²
Amount of benefits	ZAR860 per child ²
Payment/delivery frequency	Monthly ²
Benefit delivery mechanism	The South African Social Security Agency (SASSA), using a privatised payment contractor, pays the grant into the beneficiaries' bank accounts, which can be withdrawn at designated pay points, contracted merchant stores or automatic teller machines (ATMs).
Benefit recipients	Foster parent or registered cluster foster care scheme If the recipient is unable to collect the benefit, a procurator may be appointed at the SASSA office.
Minimum and maximum duration of benefits (if any)	The grant lapses if the child or the last living foster parent passes away, or if the child is admitted to a state institution or is no longer under foster care, or if the foster parent is absent from the country. If the beneficiary does not claim the grant for three consecutive months or if they are no longer a refugee, the grant will lapse. ²
Coverage	539,791 beneficiaries (2015)
Programme expenditure	ZAR5.53 billion (estimated expenditure for 2015/16)
Institutions and agencies involved	SASSA
Monitoring and evaluation mechanisms and frequency	SASSA administers the grant. Its monitoring and evaluation branch produces monthly statistical reports of all its social grants, indicating the number of beneficiaries per region. ^{2,3}

See the references on page 192: Foster Child Grant

Grant-in-Aid

Programme	Grant-in-Aid
Country	South Africa
Geographic area	Sub-Saharan Africa
Previous programme name (if any)	
Start date	This grant is regulated by the legal framework established in the Social Assistance Act of 2004. ¹
Programme objectives	To provide for social-grant recipients (older persons, persons with a disability, war veterans) who require regular attendance by another person.
Programme type	Unconditional cash transfer
Programme components	
Conditionalities (if any)	
Targeting methods	Categorical targeting
Target areas	Nationwide
Target groups	Elderly people and people living with disabilities.
Eligibility criteria	Beneficiaries must already be the recipient of the Disability Grant, the War Veterans' Grant or the Older Persons' Grant and must require regular assistance from someone else and not be cared for in a state institution.
Eligibility reassessment (if any)	This grant may be reviewed when the social grant to which it is attached is reviewed. ²
Type of benefits	Cash ²
Amount of benefits	ZAR330 ²
Payment/delivery frequency	Monthly ²
Benefit delivery mechanism	The South African Social Security Agency (SASSA), using a privatised payment contractor, pays the grant into the beneficiaries' bank accounts, which can be withdrawn at designated pay points, contracted merchant stores or automatic teller machines (ATMs).
Benefit recipients	If beneficiaries are unable to collect the benefit themselves, a proxy may be appointed at the SASSA office. ²
Minimum and maximum duration of benefits (if any)	Payable until the beneficiary passes away.
Coverage	119,541 beneficiaries (2015) ³
Programme expenditure	ZAR274.2 million (estimated expenditure for 2015/16) ⁴
Institutions and agencies involved	SASSA
Monitoring and evaluation mechanisms and frequency	SASSA administers the grant. Its monitoring and evaluation branch produces monthly statistical reports of all its social grants, indicating the number of beneficiaries per region. ^{2,5}

See the references on page 192: [Grant-in-Aid](#)

National School Nutrition Programme (NSNP)

Programme	National School Nutrition Programme (NSNP)
Country	South Africa
Geographic area	Sub-Saharan Africa
Previous programme name (if any)	
Start date	School feeding programmes have been in place since 1994. ¹
Programme objectives	To enhance the learning capacities of students by providing them a healthy meal. ²
Programme type	Conditional in-kind transfer
Programme components	
Conditionalities (if any)	School attendance
Targeting methods	Geographical and categorical targeting ³
Target areas	The country's most poorly resourced public schools in poor communities are selected jointly with schools for students with disabilities. ¹
Target groups	Children
Eligibility criteria	School enrolment
Eligibility reassessment (if any)	
Type of benefits	Food
Amount of benefits	The food is provided as a daily cooked meal (of around 15 per cent of the Recommended Dietary Allowance) consisting of a protein, starch and vegetable with a fruit one day per week. Menus vary from province to province according to cultural variation, and serving portions are larger for older students. Schools with access to a food garden may supplement the meals with their own produce. ¹
Payment/delivery frequency	Meals are served daily by 10 am, except in the province of Gauteng, where breakfast is provided; therefore, the cooked meal is served later in the morning. ¹
Benefit delivery mechanism	Meals are served by volunteers from the communities, who receive a monthly stipend, which is reviewed annually. The facilities vary from school to school but they usually have an adequately equipped kitchen and storage space. ¹
Benefit Recipients	Students
Minimum and maximum duration of benefits (if any)	Meals are provided for an average of 191 days in the school year. ¹
Coverage	8 million students in primary and secondary schools ¹
Programme expenditure	ZAR4.9 billion (USD600 million) was the budget for 2012/13. ¹
Institutions and agencies involved	Department of Basic Education (DBE) ¹
Monitoring and evaluation mechanisms and frequency	A committee comprising the principal, a teacher and members of the school's governing body is responsible for overseeing the daily implementation of the programme and for monitoring its financial management. ¹

See the references on page 192: National School Nutrition Programme (NSNP)

Older Persons' Grant (OPG)

Programme	Older Persons' Grant (OPG)
Country	South Africa
Geographic area	Sub-Saharan Africa
Previous programme name (if any)	
Start date	1928 (first legislation) 2004 (current legislation) ¹
Programme objectives	To support older South African citizens who cannot support themselves. ²
Programme type	Unconditional cash transfer
Programme components	
Conditionalities (if any)	
Targeting methods	Categorical targeting and means-testing. ¹
Target areas	Nationwide
Target groups	Elderly people
Eligibility criteria	For South African citizens, permanent residents or refugees aged 60 and older with an annual income of less than ZAR65,106 and assets of no more than ZAR937,200 per person (or a combined income of ZAR130,200 and assets of ZAR1.9 million for couples). The beneficiaries must not be resident or cared for in a State institution.
Eligibility reassessment (if any)	The South African Social Security Agency (SASSA) is responsible for reviewing eligibility criteria, such as the declared income of the beneficiary. Beneficiaries must also present life certificates. ²
Type of benefits	Cash
Amount of benefits	Up to ZAR1,420 (age 60–74); ZAR1,440 (age 75+)
Payment/delivery frequency	Monthly ²
Benefit delivery mechanism	Grants are paid by SASSA through the following methods: <ul style="list-style-type: none"> • pay points; • automatic teller machines (ATMs); • contracted merchant stores; and • State institutions (e.g. retirement homes).
Benefit recipients	South African citizens, permanent residents and refugees
Minimum and maximum duration of benefits (if any)	The grant is subject to review for the means test and lapses when the beneficiary dies, is admitted to a state institution, ceases to be a refugee, or six months after admission to a psychiatric hospital.
Coverage	3,152,262 beneficiaries (73 per cent of South Africa's elderly population ; 2015)
Programme expenditure	1.3 per cent of GDP (or ZAR53.5 billion; 2015/16)
Institutions and agencies involved	SASSA ¹
Monitoring and evaluation mechanisms and frequency	SASSA administers the grant. Its monitoring and evaluation branch produces monthly statistical reports of all its social grants, indicating the number of beneficiaries per region.

See the references on page 193: Older Persons' Grant (OPG)

War Veterans' Grant (WVG)

Programme	War Veterans' Grant (WVG)
Country	South Africa
Geographic area	Sub-Saharan Africa
Previous programme name (if any)	
Start date	1968
Programme objectives	To assist war veterans who are not able to support themselves. ¹
Programme type	Unconditional cash transfer
Programme components	
Conditionalities (if any)	
Targeting methods	Categorical targeting and means-testing.
Target areas	Nationwide
Target groups	Elderly war veterans
Eligibility criteria	People aged 60 and older or people with disabilities who are war veterans of the First or Second World Wars, or the Korean War, with an annual income of less than ZAR65,160 and assets of no more than ZAR937,200 per person (or a combined income of ZAR130,320 and assets of ZAR1.9 million for couples).
Eligibility reassessment (if any)	The South African Social Security Agency (SASSA) is responsible for reviewing eligibility criteria, such as the declared income of the beneficiaries. ¹
Type of benefits	Cash
Amount of benefits	ZAR1,430 ¹
Payment/delivery frequency	Monthly ¹
Benefit delivery mechanism	Grants are paid by SASSA through the following methods: <ul style="list-style-type: none"> • pay points; • automatic teller machines (ATMs); • contracted merchant stores; and • State institutions.
Benefit recipients	
Minimum and maximum duration of benefits (if any)	Beneficiaries must meet the requirements of the means test. The grant lapses if the beneficiary dies, is admitted to a state institution or six months after admission to a psychiatric hospital.
Coverage	326 beneficiaries (2015) ²
Programme expenditure	ZAR5 million (2015/16 budget)
Institutions and agencies involved	SASSA
Monitoring and evaluation mechanisms and frequency	SASSA administers the grant. Its monitoring and evaluation branch produces monthly statistical reports of all its social grants, indicating the number of beneficiaries per region.

See the references on page 193: [War Veterans' Grant \(WVG\)](#)

SWAZILAND

Old-Age Grant

Programme	Old-Age Grant
Country	Swaziland
Geographic area	Sub-Saharan Africa
Previous programme name (if any)	
Start date	2005 ¹
Programme objectives	To respond to the extreme vulnerability experienced by elderly people as one of the outcomes of the HIV/AIDS pandemic, which left elderly people in charge of orphans and/or without a family to support them. ¹
Programme type	Unconditional cash transfer
Programme components	
Conditionalities (if any)	
Targeting methods	Categorical targeting ²
Target areas	Nationwide ²
Target groups	Elderly people
Eligibility criteria	Beneficiaries are aged 60 years or older and poor or destitute. However, in practice, the poverty criterion has been weakly implemented. ²
Eligibility reassessment (if any)	
Type of benefits	Cash
Amount of benefits	SZL300 ³
Payment/delivery frequency	Quarterly ³
Benefit delivery mechanism	Cash or cheques distributed at designated pay points (community civic centres and regional offices of the Social Welfare Department) across the country. ²
Benefit recipients	
Minimum and maximum duration of benefits (if any)	
Coverage	65,000 beneficiaries (2010) ¹
Programme expenditure	0.41 per cent of GDP ⁴
Institutions and agencies involved	Department of Social Welfare
Monitoring and evaluation mechanisms and frequency	The Department of Social Welfare is responsible for the programme's implementation.

See the references on page 193: Old-Age Grant

Public Assistance Grant

Programme	Public Assistance Grant
Country	Swaziland
Geographic area	Sub-Saharan Africa
Previous programme name (if any)	
Start date	1985 ¹
Programme objectives	
Programme type	Unconditional cash transfer
Programme components	
Conditionalities (if any)	
Targeting methods	Categorical targeting and means-testing. ¹
Target areas	Nationwide
Target groups	People younger than 60 years old who are destitute, have a disability or have been affected by a disaster. ¹
Eligibility criteria	Beneficiaries are all vulnerable groups below the age of 60 who do not receive any other grant or source of income. ¹
Eligibility reassessment (if any)	
Type of benefits	Cash
Amount of benefits	SZL80 (USD10) per month ²
Payment/delivery frequency	Quarterly ²
Benefit delivery mechanism	
Benefit recipients	
Minimum and maximum duration of benefits (if any)	Beneficiaries can receive the grant for an indefinite period; there is no graduation strategy. ²
Coverage	5,075 beneficiaries in 2011 ²
Programme expenditure	SZL4.6 million (USD600,000) was the budget for the programme in fiscal year 2010/2011. ²
Institutions and agencies involved	Department of Social Welfare ³
Monitoring and evaluation mechanisms and frequency	The monitoring system of the programme works through regular visits by Social Welfare Officers to the beneficiaries to assess their level and vulnerability status. ³

See the references on page 193: Public Assistance Grant

TANZANIA

Community-Based Conditional Cash Transfer

Programme	Community-Based Conditional Cash Transfer
Country	Tanzania
Geographic area	Sub-Saharan Africa
Previous programme name (if any)	
Start date	2009 ¹
Programme objectives	To test how a conditional cash transfer (CCT) programme could employ a community-driven development (CDD) approach, and investigate which systems achieve better results for highly vulnerable populations. ²
Programme type	Conditional cash transfer
Programme components	This programme is part of the larger Tanzania Social Action Fund (TASAF). ¹
Conditionalities (if any)	To ensure that children are properly educated and that children and elderly people are healthy: children aged 0–5 had to visit a health clinic six times per year and those aged 7–15 needed to be enrolled in school with attendance rates of at least 80 per cent; elderly people had to visit a health clinic once per year. ^{2,3}
Targeting methods	Categorical and community-based targeting. ³
Target areas	TASAF covers villages in the districts of Bagamoyo, Chamwino and Kibaha, which were the poorest and most vulnerable districts, selected by ranking the following indicators: poverty level, food insecurity, primary school gross enrolment ratio, access to safe water, access to health facilities, AIDS case rates and road accessibility. ¹
Target groups	Children and the vulnerable elderly people.
Eligibility criteria	Eligible households had an orphan and/or vulnerable child or an elderly person (60 years or older). The selection criteria were based on household characteristics of very poor people, as determined by the local communities. Vulnerable children were those who were abandoned, or were chronically sick, or were orphans (one or both parents deceased), or who had one or two chronically sick parents. Vulnerable elderly people were those with no caregivers, or who were sick or very poor. Priority was given to the following categories: first to child-headed households; second to households headed by an elderly person; and third to households composed solely of elderly persons. ^{1,2}
Eligibility reassessment (if any)	
Type of benefits	Cash
Amount of benefits	The amount of benefits varied according to the number of elderly people and vulnerable children in each household, from a minimum transfer of USD12 to a maximum transfer of USD36. A transfer of USD6 was granted for each child and USD12 for each elderly person, leading to an average payment of USD14.50 per household. ^{1,3}
Payment/delivery frequency	Bi-monthly
Benefit delivery mechanism	Community management committees were responsible for making payments to the beneficiary households. ²
Benefit recipients	Usually the mother of the children in the household—if present—was the recipient. ²
Minimum and maximum duration of benefits (if any)	
Coverage	5,000 households or 13,000 beneficiaries (2013) ¹
Programme expenditure	By 2011, TZS900,872,500 had been disbursed for this pilot. ⁴

Institutions and agencies involved	Government of Tanzania; International Development Association (IDA); UK Department for International Development (DFID); United States Agency for International Development (USAID); UNICEF; World Food Programme (WFP) ⁵
Monitoring and evaluation mechanisms and frequency	Community organisations were expected to conduct all activities related to the programme's implementation. The programme's evaluation was composed of a baseline survey administered in 40 treatment and 40 control villages in February 2009, a follow-up survey (July–September 2011) and a final assessment (October 2012). ¹

See the references on page 194: Community-Based Conditional Cash Transfer

Food for Education Programme

Programme	Food for Education Programme
Country	Tanzania
Geographic area	Sub-Saharan Africa
Previous programme name (if any)	
Start date	
Programme objectives	To encourage school attendance and improve students' educational performance. ¹
Programme type	Conditional in-kind transfer
Programme components	
Conditionalities (if any)	To receive the meals, children need to go to school, where they are served.
Targeting methods	Geographical and categorical targeting. ¹
Target areas	The most drought-prone and food-insecure districts of Tanzania. ¹
Target groups	Children
Eligibility criteria	School enrolment
Eligibility reassessment (if any)	
Type of benefits	Food
Amount of benefits	The annual benefit to the household, for each beneficiary child, is estimated to be about TZS21,700. The transfer has a caloric value of 718 kilocalories (about 40 per cent of the minimum daily food requirement). ¹
Payment/delivery frequency	Daily
Benefit delivery mechanism	Meals are provided at schools.
Benefit recipients	Students
Minimum and maximum duration of benefits (if any)	194 school days per year ¹
Coverage	220,000 children in 350 primary schools (in 2011) ¹
Programme expenditure	Annual cost of about USD6.5 million (in 2011) ¹
Institutions and agencies involved	World Food Programme (WFP); Ministry of Education and Vocational Training (MoVET); local governments ¹
Monitoring and evaluation mechanisms and frequency	

See the references on page 194: Food for Education Programme

Food Subsidies

Programme	Food Subsidies
Country	Tanzania
Geographic area	Sub-Saharan Africa
Previous programme name (if any)	
Start date	
Programme objectives	To provide food in times of food shortage. ¹
Programme type	Food subsidies
Programme components	
Conditionalities (if any)	
Targeting methods	Geographical and community-based targeting. ¹
Target areas	The programme operates in 72 districts. ¹
Target groups	Households at risk of food insecurity ¹
Eligibility criteria	Households at risk of food insecurity are selected at the community level; there are no clear guidelines about eligibility criteria. ¹
Eligibility reassessment (if any)	
Type of benefits	Food
Amount of benefits	Each beneficiary is entitled to 12kg of maize per month (about TZS3,600). ¹
Payment/delivery frequency	
Benefit delivery mechanism	
Benefit recipients	
Minimum and maximum duration of benefits (if any)	
Coverage	According to estimates, 1.4 million people benefit from the programme. ¹
Programme expenditure	USD19 million ¹
Institutions and agencies involved	National Food Reserve Agency (NFRA) ¹
Monitoring and evaluation mechanisms and frequency	

See the references on page 194: Food Subsidies

Tanzania Social Action Fund (TASAF) III / Productive Social Safety Net (PSSN) Programme

Programme	Tanzania Social Action Fund (TASAF) III / Productive Social Safety Net (PSSN) Programme
Country	Tanzania
Geographic area	Sub-Saharan Africa
Previous programme name (if any)	
Start date	2000 (TASAF I ran from 2000 to 2005; TASAF II from 2005–2013; the programme is currently in its third phase—TASAF III/PSSN ¹)
Programme objectives	To increase income and consumption, improve the ability to cope with shocks, and enhance and protect the human capital of children among extremely poor populations. ²
Programme type	Conditional and unconditional cash transfer; cash for work; training
Programme components	TASAF III has four components: <ul style="list-style-type: none"> • the Productive Social Safety Net (PSSN), which is made up of a basic grant (unconditional cash transfer), a conditional cash transfer and a public works subcomponent; • enhancement of livelihoods and increasing incomes, which involves community savings and investments and livelihood enhancing grants; • targeted infrastructure development; and • capacity building (to ensure adequate programme implementation by communities, local government authorities, and regional- and national-level players).³
Conditionalities (if any)	Households with children: in areas where health services are available, children under two years old should undergo a routine health check once a month and children over two years old should have a routine check every semester. In areas where health services are unavailable, caretakers of children under 60 months of age should attend health and nutrition training sessions every two months. School enrolment and attendance (at least 80 per cent of school days per month) is also required for children 5–18 years old. Households with pregnant women: attendance at four antenatal exams or health and nutrition sessions every two months, for areas where health services are not available. ³
Targeting methods	Geographical targeting; community-based targeting; proxy means-testing ³
Target areas	Nationwide ¹
Target groups	Children; elderly people; able-bodied citizens who are unemployed
Eligibility criteria	PSSN: all poor and vulnerable households targeted by the common targeting system are eligible for a basic unconditional cash transfer. Additionally, households comprising children and/or pregnant women are also eligible for the conditional transfer; households with members capable of physical activity are also eligible to participate in the public works part of the programme. In case of unforeseen shocks and if additional resources are available, other households in affected areas will also have the opportunity to participate in the public works programme. Livelihood enhancement (under development): PSSN households interested in forming savings groups, after having completed a full cycle of savings and having embarked on a second cycle, will be eligible to compete for a livelihood enhancing grant. ³

Eligibility reassessment (if any)	Recertification of beneficiaries is performed every three years, which includes a reapplication of the targeting methods and community validation. ³
Type of benefits	Cash
Amount of benefits	<p>PSSN unconditional fixed cash transfer (basic transfer): USD6 per household per month.</p> <p>To this value, additional conditional and unconditional transfers (based on the number of children and compliance with health and education conditionalities) may be added up to a maximum amount of USD23 per month per household.</p> <p>Public works: USD1.35 per day.</p> <p>The amount of transfers is reviewed regularly according to inflation and other relevant considerations.</p> <p>Livelihood enhancement: livelihood enhancing grants (unspecified amounts) are disbursed in response to proposals by existing Community Savings Groups.³</p>
Payment/delivery frequency	Bi-monthly (cash transfers); fortnightly (public works) ³
Benefit delivery mechanism	Within the PSSN component, cash transfers are managed at the village level by Community Cash Transfer Management Committees; and the public works via payment agencies. ³
Benefit recipients	
Minimum and maximum duration of benefits (if any)	Within the PSSN component, the maximum duration of the public works is four months per year. ³
Coverage	TASAF III targets about 15 per cent of the Tanzanian population, or about 6 million people (2016).
Programme expenditure	Total commitments: USD340.3 million (2011) ²
Institutions and agencies involved	Government of Tanzania; International Development Association (IDA); UK Department for International Development (DFID); Swedish International Development Cooperation Agency (SIDA); United States Agency for International Development (USAID); UNICEF; United Nations Development Programme (UNDP); International Labour Organization (ILO); United Nations Population Fund (UNFPA)
Monitoring and evaluation mechanisms and frequency	<p>Cash transfers: managed by Community Cash Transfer Management Committee.</p> <p>Public works: managed and monitored by Community Public Works Management Committee, which responds to the Project Area Authority.³</p>

See the references on page 194:

Tanzania Social Action Fund (TASAF) III / Productive Social Safety Net (PSSN) Programme

TOGO

Cantines Scolaires—School Feeding Programme

Programme	<i>Cantines Scolaires</i> —School Feeding Programme
Country	Togo
Geographic area	Sub-Saharan Africa
Previous programme name (if any)	
Start date	2008 (ongoing)
Programme objectives	To improve school enrolment, attendance and retention in the country's poorest areas. ¹
Programme type	Conditional in-kind transfer
Programme components	
Conditionalities (if any)	School attendance
Targeting methods	Geographical targeting ¹
Target areas	308 schools nationwide in the country's poorest areas
Target groups	Children
Eligibility criteria	Children who are enrolled in the selected schools are eligible (selected schools are located in remote and economically disadvantaged regions of the country). ¹
Eligibility reassessment (if any)	
Type of benefits	Food
Amount of benefits	There are no nutritional standards for the meals, but they consist mainly of staple foods (millet, sorghum or rice) complemented by condiments and legumes.
Payment/delivery frequency	Daily
Benefit delivery mechanism	Meals are provided at schools. ¹
Benefit recipients	Students
Minimum and maximum duration of benefits (if any)	
Coverage	84,983 beneficiaries (40 per cent girls) representing 6.03 per cent of children attending public schools. ¹
Programme expenditure	In 2011, the Government contributed USD2 million to school feeding activities.
Institutions and agencies involved	Government of Togo; Ministry of Rural Development; World Bank ¹
Monitoring and evaluation mechanisms and frequency	The regional offices of the Ministry of Education—Comités de Gestion des Ecoles Publiques (COGEPs) and Comités de Parents d'Elèves (CPEs)—are responsible for monitoring activities. ¹

See the references on page 195: *Cantines Scolaires*—School Feeding Programme

Cash Transfer Programme for Vulnerable Children in Northern Togo

Programme	Cash Transfer Programme for Vulnerable Children in Northern Togo
Country	Togo
Geographic area	Sub-Saharan Africa
Previous programme name (if any)	
Start date	2013 (ongoing)
Programme objectives	To provide immediate cash support to the most vulnerable families among the rural population of northern Togo, focusing on the prevention and management of child malnutrition and nutritional recovery of children suffering from acute malnutrition. Beneficiaries are encouraged to obtain a birth certificate for children, attend training sessions and provide proper education and health care for children. ¹
Programme type	Unconditional cash transfer
Programme components	
Conditionalities (if any)	
Targeting methods	Geographical and categorical targeting.
Target areas	Northern Togo
Target groups	Children
Eligibility criteria	Pregnant women (from 3 months), children aged 0–24 months and those 24–59 months suffering from severe malnutrition.
Eligibility reassessment (if any)	
Type of benefits	Cash
Amount of benefits	FCFA5,000 (approximately USD10) per month; a bonus of FCFA20,000 is also granted at the end of the programme
Payment/delivery frequency	Monthly
Benefit delivery mechanism	Pay points
Benefit recipients	Mothers or caregivers
Minimum and maximum duration of benefits (if any)	The benefits are granted for a minimum period of 12 months up to a maximum period of 30 months.
Coverage	14,828 beneficiaries (2015)
Programme expenditure	USD3.8 million (2015)
Institutions and agencies involved	Government of Togo; World Bank; UNICEF ¹
Monitoring and evaluation mechanisms and frequency	A management information system (MIS) is in place to manage key data. An impact evaluation was commissioned by UNICEF and carried out by the Institut de Recherche pour le Développement. ¹

See the references on page 195: Cash Transfer Programme for Vulnerable Children in Northern Togo

Travaux à Haute Intensité de Main d'Œuvre (THIMO)—Labour-Intensive Public Works

Programme	Travaux à Haute Intensité de Main d'Oeuvre (THIMO) —Labour-Intensive Public Works
Country	Togo
Geographic area	Sub-Saharan Africa
Previous programme name (if any)	
Start date	2012
Programme objectives	To increase beneficiaries' resilience by providing them with employment and income-generating opportunities, particularly in response to external shocks. ¹
Programme type	Cash for work
Programme components	
Conditionalities (if any)	
Targeting methods	Self-targeting ¹
Target areas	Nationwide
Target groups	Vulnerable people among the working-age population
Eligibility criteria	All people aged 18–59 in selected villages may apply for work.
Eligibility reassessment (if any)	
Type of benefits	Cash
Amount of benefits	Daily wages for workers: FCFA1,350 (FCFA54,000 for 40 days of work) Daily wages for head of team: FCFA2,250 (FCFA90,000 for 40 days of work) ¹
Payment/delivery frequency	Every two weeks ²
Benefit delivery mechanism	Togo's postal service (Poste du Togo) is in charge of delivering the benefits. ¹
Benefit recipients	
Minimum and maximum duration of benefits (if any)	Projects last for a minimum of 40 days. ¹
Coverage	12,590 beneficiaries (4,949 women) (2015)
Programme expenditure	USD2.2 million was provided by the World Bank under the Community Development and Safety Nets Project. ²
Institutions and agencies involved	Ministry of Community Development; World Bank
Monitoring and evaluation mechanisms and frequency	

See the references on page 195:

Travaux à Haute Intensité de Main d'Œuvre (THIMO)—Labour-Intensive Public Works

TUNISIA

Programme National d'Aide aux Familles Nécessiteuses (PNAFN)

Programme	<i>Programme National d'Aide aux Familles Nécessiteuses (PNAFN)</i>
Country	Tunisia
Geographic area	Middle East and North Africa
Previous programme name (if any)	
Start date	1986 ¹
Programme objectives	To provide financial aid to the most vulnerable families. ¹
Programme type	Conditional and unconditional cash transfer.
Programme components	Beneficiaries of PNAFN are also eligible for free medical assistance under the Free Medical Assistance Programme (FMAP). ²
Conditionalities (if any)	To receive the education benefit (TND10 per child per month), beneficiary children must be officially registered and enrolled in school.
Targeting methods	Categorical targeting and means-testing.
Target areas	Nationwide
Target groups	Poor households with no able-bodied members or with members who have disabilities
Eligibility criteria	Households are considered eligible for the programme if: <ul style="list-style-type: none"> • their individual income does not exceed the poverty line; • they have no able-bodied members, and/or their members have disabilities and/or are chronically ill; or • the household lacks a head of the family or there are no means to sustain the family.¹
Eligibility reassessment (if any)	Ministry inspectors are mandated to conduct a verification of necessity at least once a year. ²
Type of benefits	Cash and health benefits.
Amount of benefits	TND150 per month, plus TND10 per child per month (up to three children).
Payment/delivery frequency	Monthly
Benefit delivery mechanism	National postal services agency (La Poste Tunisienne)
Benefit recipients	
Minimum and maximum duration of benefits (if any)	None
Coverage	235,000 households, approximately 8.3 per cent of the total population (2015).
Programme expenditure	Around 0.4 percent of GDP (2014)
Institutions and agencies involved	Ministry of Social Affairs (MAS) ¹
Monitoring and evaluation mechanisms and frequency	The Ministry of Social Affairs is responsible for monitoring the programme. ²

See the references on page 195: *Programme National d'Aide aux Familles Nécessiteuses (PNAFN)*

UGANDA

Direct Income Support under the Expanding Social Protection Programme (ESP)

Programme	Direct Income Support under the Expanding Social Protection Programme (ESP)
Country	Uganda
Geographic area	Sub-Saharan Africa
Previous programme name (if any)	
Start date	2010 ¹
Programme objectives	To reduce chronic poverty and improve life conditions of Uganda's poorest population. ²
Programme type	Unconditional cash transfer ¹
Programme components	Direct Income Support is part of the larger Expanding Social Protection Programme (ESP), comprising two grants: Senior Citizens Grants and Vulnerable Family Grants (VFG). The Government has decided to phase out the VFG and to roll out the Senior Citizens Grant to an additional 40 districts starting in 2016. ¹
Conditionalities (if any)	
Targeting methods	Geographical and categorical targeting (for Senior Citizens Grants) and proxy means-testing (for VFG). ²
Target areas	Currently 15 districts: Apac, Kaberamaido, Katakwi, Kiboga, Kyenjojo, Moroto, Nakapiripirit, Nebbi, Amudat, Kyegegwa, Kyankwanzi, Zombo, Napak, Kole and Yumbe. The government has begun a five-year roll-out of the Senior Citizens Grant to an additional 40 districts starting with 20 districts in 2016 and an additional five districts for the next four years. ^{3,4}
Target groups	Elderly people; people with disabilities; children; and households with a high dependency ratio. ¹
Eligibility criteria	Criteria for eligibility: <ul style="list-style-type: none"> • 65 years old and above; • 60 years old and above for the Karamoja region; • vulnerable households with a high dependency ratio.¹
Eligibility reassessment (if any)	
Type of benefits	Cash
Amount of benefits	UGX25,000 (approximately USD8) per month ²
Payment/delivery frequency	Bi-monthly
Benefit delivery mechanism	
Benefit recipients	
Minimum and maximum duration of benefits (if any)	
Coverage	123,153 beneficiaries (September 2015) ⁴
Programme expenditure	UGX32 billion (2014) The Government of Uganda has committed UGX149 billion (about US\$42 million) to SAGE for the next five years. ^{1,4}

Institutions and agencies involved	Ministry of Gender, Labour and Social Development (Uganda); UK Department for International Development (DFID); Irish AID; UNICEF ³
Monitoring and evaluation mechanisms and frequency	<p>The monitoring system consists of:</p> <ul style="list-style-type: none"> • periodic field reports (monthly/quarterly); • performance reports; • pay point monitoring reports; • pay point exit surveys; • ‘storytelling’/case studies; • transaction data analysis; and • beneficiary transaction audits.²

See the references on page 195: Direct Income Support under the Expanding Social Protection Programme (ESP)

Second Northern Uganda Social Action Fund Project (NUSAF 2) —Livelihood Investment Support Component

Programme	Second Northern Uganda Social Action Fund Project (NUSAF 2) —Livelihood Investment Support Component
Country	Uganda
Geographic area	Sub-Saharan Africa
Previous programme name (if any)	NUSAF 2 was preceded by NUSAF 1 (2003–2009) and the Northern Uganda Reconstruction Programme (NURP, 1992–1996). ¹
Start date	2009 ¹
Programme objectives	To generate income-earning opportunities and improve beneficiaries' access to services. ²
Programme type	Public works—cash for work; microfinance
Programme components	NUSAF 2 has a livelihood investment support component, which consists of a public works programme and a household income support programme (HISP); community infrastructure rehabilitation; and institutional development. ^{1,3}
Conditionalities (if any)	
Targeting methods	Public works programme: geographical targeting; community-based targeting; self-targeting HISP: geographical targeting; self-targeting ^{1,3}
Target areas	NUSAF 2 is implemented in the Northern region of Uganda. ¹
Target groups	Working-age group
Eligibility criteria	Public works programme: At the beneficiary level, no poverty targeting was implemented, meaning that selected workers were self-targeting. HISP: People who are interested in joining the programme must constitute community interest groups (CIGs) to access its income-generating benefits. ^{1,3}
Eligibility reassessment (if any)	
Type of benefits	Cash
Amount of benefits	Public works programme: UGX4,000 a day HISP: Each CIG is granted access to a maximum of USD5,000 to be invested on any viable productive assets or income-generating activities. ³
Payment/delivery frequency	
Benefit delivery mechanism	
Benefit recipients	
Minimum and maximum duration of benefits (if any)	Maximum duration: 1 month, or 22 work days ¹
Coverage	Public Works Programme: 77,000 beneficiaries ¹
Programme expenditure	USD100 million ²
Institutions and agencies involved	Government of Uganda; World Bank; UK Department for International Development (DFID) ¹
Monitoring and evaluation mechanisms and frequency	The monitoring and evaluation system is composed of a management information system (MIS) and studies and surveys (including an initial baseline study, beneficiary assessments and a final impact evaluation). ³

See the references on page 196:

Second Northern Uganda Social Action Fund Project (NUSAF 2)—Livelihood Investment Support Component

ZAMBIA

Food Security Pack

Programme	Food Security Pack
Country	Zambia
Geographic area	Sub-Saharan Africa
Previous programme name (if any)	
Start date	2000 ¹
Programme objectives	To improve productivity and food security of smallholder farmers, leading to a reduction in poverty. ²
Programme type	Sustainable livelihood programme (access to agricultural inputs).
Programme components	
Conditionalities (if any)	
Targeting methods	Categorical and community-based targeting (beneficiaries are selected by the Community Welfare Assistance Committees and Area Food Security Committees). ¹
Target areas	Rural areas
Target groups	Poor smallholder farmers ¹
Eligibility criteria	Beneficiary households are headed by a woman, elderly person or child, have no other sources of income and have less than one hectare of land. ¹
Eligibility reassessment (if any)	
Type of benefits	In-kind benefits: maize, beans, soy, groundnut and cassava seeds; fertiliser; seed and fertilisers for rice, sorghum or millet; and, where soils are acidic, lime. ¹
Amount of benefits	The programme provides small packages of seed and fertiliser, which are enough for 0.5 hectares of maize or rice and 0.25 hectares of legumes. After the harvest, beneficiaries are expected to repay 10–20 per cent of the costs of the packs (though in practice only five per cent of the cost is returned). In some cases, beneficiaries also receive chickens and goats. ³
Payment/delivery frequency	
Benefit delivery mechanism	Benefits are distributed in the form of packs via the Area Food Security Committees. ^{1,3}
Benefit recipients	Smallholder farmers ³
Minimum and maximum duration of benefits (if any)	
Coverage	30,100 households (2015) ⁴
Programme expenditure	ZMK49,829 or USD5 million (2015) ⁴
Institutions and agencies involved	Ministry of Community Development and Social Welfare ⁴
Monitoring and evaluation mechanisms and frequency	Monitoring activities have been carried out to verify the delivery of packs and the programme's accountability, but there has been no impact evaluation. ³

See the references on page 196: Food Security Pack

Home-Grown School Feeding Programme

Programme	Home-Grown School Feeding Programme
Country	Zambia
Geographic area	Sub-Saharan Africa
Previous programme name (if any)	
Start date	2003 ¹
Programme objectives	To improve the learning outcomes of students by providing meals at schools, preferably made from produce procured from smallholder farmers. ¹
Programme type	Conditional in-kind transfer
Programme components	
Conditionalities (if any)	School attendance
Targeting methods	Geographical and categorical targeting.
Target areas	31 districts in eight provinces. The districts targeted by the programme have high levels of food insecurity, HIV infection, poverty and malnutrition and low levels of educational achievement. The saturation principle (covering all schools in the area) is employed in the targeted districts. ^{1,2}
Target groups	Primary-school students ³
Eligibility criteria	Children must be enrolled in primary schools (grades 1–9) within the districts targeted by the programme. ³
Eligibility reassessment (if any)	
Type of benefits	Food
Amount of benefits	Students receive a daily meal of 100 grams of fortified maize. The estimated cost of each meal is of ZMK520 (USD0.10), which implies a transfer value of ZMK15,500 per month (USD3.12) to beneficiaries. ³
Payment/delivery frequency	Daily ¹
Benefit delivery mechanism	The food is prepared and delivered at schools. ³
Benefit recipients	Students
Minimum and maximum duration of benefits (if any)	180 days of the school year ³
Coverage	890,000 children in 2,200 schools (2015) ⁴
Programme expenditure	ZMW8.8 million or USD9 million (2014) ⁴
Institutions and agencies involved	World Food Programme (WFP); Ministry of General Education ¹
Monitoring and evaluation mechanisms and frequency	The most recent evaluation of the programme was carried out by the WFP in 2011. ³

See the references on page 196: Home-Grown School Feeding Programme

Public Welfare Assistance Scheme (PWAS)

Programme	Public Welfare Assistance Scheme (PWAS)
Country	Zambia
Geographic area	Sub-Saharan Africa
Previous programme name (if any)	
Start date	1950s ¹
Programme objectives	To provide assistance to the most vulnerable population so that individuals can meet their basic needs, and to promote community capacity for overcoming poverty and vulnerability. ²
Programme type	Unconditional in-kind transfers ³
Programme components	
Conditionalities (if any)	
Targeting methods	Categorical targeting
Target areas	Nationwide ¹
Target groups	Incapacitated households (defined as the 10 per cent most vulnerable and poor); elderly people; people with disabilities; children; and survivors of natural disasters. ¹
Eligibility criteria	Beneficiary households must be classified as incapacitated (that is, not able to meet their own basic needs). Priority is given to the extreme cases of vulnerability, where the survival of members is at risk. Targeted beneficiary households include those that are headed by an elderly person or person with disabilities or a child; those that have no productive assets or other sources of income; survivors of natural disasters; and vulnerable orphans, including those who are homeless. ²
Eligibility reassessment (if any)	
Type of benefits	In-kind benefits (food, clothing) and social services (health, education, shelter). ¹
Amount of benefits	USD2–USD20 annually ¹
Payment/delivery frequency	The transfers are provided at irregular intervals. ³
Benefit delivery mechanism	Through Community Welfare Committees
Benefit recipient	
Minimum and maximum duration of benefits (if any)	
Coverage	25,859 beneficiaries (2015)
Programme expenditure	ZMK8 billion or USD1.6 million (2013) ³
Institutions and agencies involved	Ministry of Community Development and Social Services (MCDSS); Ministry of Health; Ministry of Education; World Vision; Deutsche Gesellschaft für Internationale Zusammenarbeit (GIZ) ¹
Monitoring and evaluation mechanisms and frequency	

See the references on page 197: Public Welfare Assistance Scheme (PWAS)

Social Cash Transfer Programme

Programme	Social Cash Transfer Programme
Country	Zambia
Geographic area	Sub-Saharan Africa
Previous programme name (if any)	
Start date	2010
Programme objectives	<p>To reduce extreme poverty and intergenerational transmission of poverty. The specific objectives are to:</p> <ul style="list-style-type: none"> • supplement but not replace household income; • increase the number of households having a second meal per day; • increase the number of households owning assets such as livestock; • reduce stunting and wasting among children under 5; • increase the number of children enrolled in and attending primary school; and • reduce the rate of mortality and morbidity of children under 5.
Programme type	Unconditional cash transfer
Programme components	<p>Before 2014, the Social Cash Transfer Programme was implemented using four different targeting approaches:</p> <ul style="list-style-type: none"> • the 10 per cent inclusive scheme; • the Child Grant Programme (CGP); • the Multiple Categorical Targeting (MCT) scheme; and • the Social Pension Scheme. <p>These models will be phased out between 2014 and 2017. A review of the targeting models led to a decision in 2013 to harmonise these approaches for a national programme. The model to be implemented nationwide is the 'Harmonised Inclusive Model'.¹</p>
Conditionalities (if any)	
Targeting methods	Geographical and categorical targeting and proxy means-testing ¹
Target areas	<p>At the end of 2015, the Social Cash Transfer programme was being implemented in 50 districts. In 2016, the programme is expected to be rolled out to an additional 28 districts using the harmonised inclusive model. Programme coverage per component of the programme is:</p> <ul style="list-style-type: none"> • CGP: Kaputa, Nsama, Shang'ombo, Sioma, Sikongo and Kalabo districts. • MCT: Milenge, Chienge, Zambezi, Luwingu, Chitambo and Serenje districts. • 10 per cent Inclusive Model: Kalomo, Monze, Chipata, Kazungula and Zimba districts. • Social Pension: Katete District. • Harmonised Inclusive Model (32 districts): Mufumbwe, Chavuma, Kitwe, Luanshya, Ndola, Mafinga, Lufwanyama, Lusaka, Luangwa, Livingstone, Gwembe, Itezhi-tezhi, Chinsali, Isoka, Nalolo, Shiwangandu, Lukulu, Senanga, Mitete, Chilubi, Mporokoso, Mambwe, Lunga, Mwense, Mungwi, Petauke, Kawambwa, Mwansabombwe, Nchelenge, Chipili, Samfya and Sikongo.²
Target groups	<p>10 per cent inclusive scheme: people with disabilities.</p> <p>CGP: children, including those with disabilities.</p> <p>MCT: women; orphans; elderly people; people with disabilities.</p> <p>Social Pension Scheme: elderly people.</p> <p>Harmonised Inclusive Model: poor labour-constrained households or poor households with a high dependency ratio.¹</p> <p>For the districts involved in the 2016 scale-up, the programme will focus on elderly people and people with disabilities.¹</p>

Eligibility criteria	<p>The 10 per cent Inclusive Scheme targets the 10 per cent poorest incapacitated and destitute households in the communities under this scheme.</p> <p>The CGP targets households with at least one child under the age of five or a child with disabilities under the age of 14.</p> <p>The MCT scheme targets households satisfying one of the following conditions:</p> <ol style="list-style-type: none"> households headed by women with at least one orphan; households headed by an elderly person with at least one orphan; or households with at least one member with disabilities. <p>The Social Pension Scheme targets individuals who are 65 years and older.</p> <p>The Harmonised Inclusive Model eligibility criteria include:</p> <ul style="list-style-type: none"> residency: the household must have been living in the same catchment area for at least six months; incapacity: the household does not have any fit-to-work members; or has a high dependency ratio (equal or greater than three); and welfare: the household's estimated welfare must be below a certain pre-determined threshold based on the Household Living Conditions Index in the country. Welfare levels are estimated by the Social Cash Transfer Management Information System (MIS) using information collected from households. The purpose of this criteria is to ensure that well-off households are not included in the programme.² <p>For the districts involved in the 2016 scale-up, the programme changed the incapacity criterion to cover all households with an elderly member aged 65 years and above or households with a person with severe disabilities, while residency and welfare tests remain the same.¹</p>
Eligibility reassessment (if any)	Retargeting every three years
Type of benefits	Cash
Amount of benefits	Beneficiary households are entitled to ZMW70 per month, which they receive on a bi-monthly basis as a sum of ZMW140. Beneficiary households with persons with severe disabilities receive double the amount (i.e. ZMW280). ¹
Payment/delivery frequency	Bi-monthly
Benefit delivery mechanism	The payments are made manually by appointed Pay-Point Managers at selected pay points within the community (usually schools or rural health centres). ¹
Benefit recipient	The main recipient is a pre-identified member of the household (preferably female) who receives the payment on behalf of the household. ¹
Minimum and maximum duration of benefits (if any)	Households continue to receive transfers until they exit the programme through retargeting or through dissolution of the household either through death or relocation to a district that does not qualify for the cash transfer.
Coverage	Using the harmonised model, the programme is expected to reach 10–15 per cent of the total Zambian population. By the end of 2015 the programme reached 180,261 households or approximately 900,000 individuals (about 6 per cent of the population). ²
Programme expenditure	ZMW305 million or approximately USD30 million (2016), of which ZMW250 million comes from government funding. ³
Institutions and agencies involved	Government of Zambia, Ministry of Community Development and Social Welfare; UNICEF; UK Department for International Development (DFID); Irish Aid; Government of Finland; Government of Sweden; World Food Programme (WFP); International Labour Organization (ILO) ²
Monitoring and evaluation mechanisms and frequency	Monthly monitoring visits at community and district level.

See the references on page 197: [Social Cash Transfer Programme](#)

ZIMBABWE

Assisted Medical Treatment Order (AMTO)

Programme	Assisted Medical Treatment Order (AMTO)
Country	Zimbabwe
Geographic area	Sub-Saharan Africa
Previous programme name (if any)	
Start date	Late 1960s
Programme objectives	To enhance access to health care among vulnerable populations.
Programme type	Non-contributory health insurance
Programme components	
Conditionalities (if any)	
Targeting methods	Self-targeting; the programme targets people at the point of service (hospital referral system). ¹
Target areas	Nationwide
Target groups	Very poor households; elderly people; people with disabilities; people who are severely ill; vulnerable children ²
Eligibility criteria	Patients over the age of 60; people with disabilities; orphans and vulnerable children; people who are chronically ill ²
Eligibility reassessment (if any)	Annual
Type of benefits	Health insurance
Amount of benefits	Medical bills from beneficiaries are settled from the time of programme enrolment.
Payment/delivery frequency	Direct government payments to the hospitals upon receipt of claims.
Benefit delivery mechanism	
Benefit recipients	Patients
Minimum and maximum duration of benefits (if any)	Annual (beneficiaries can reapply if they are still patients)
Coverage	25,000 beneficiaries (2011) ³
Programme expenditure	USD700,000 (2011) ⁴
Institutions and agencies involved	Government of Zimbabwe, Ministry of Public Service Labour and Social Welfare; selected mission hospitals
Monitoring and evaluation mechanisms and frequency	Spot checks on claims from hospitals.

See the references on page 197: Assisted Medical Treatment Order (AMTO)

Basic Education Assistance Module (BEAM)

Programme	Basic Education Assistance Module (BEAM)
Country	Zimbabwe
Geographic area	Sub-Saharan Africa
Previous programme name (if any)	
Start date	2001 ¹
Programme objectives	To enhance access to primary and secondary education for orphans and vulnerable children. ¹
Programme type	Educational fee waiver
Programme components	
Conditionalities (if any)	
Targeting methods	Community-based and categorical targeting. ²
Target areas	Nationwide ²
Target groups	Orphans and vulnerable children; children with disabilities. ²
Eligibility criteria	Beneficiaries are orphaned and vulnerable children (aged 6–19), at primary- or secondary-school level. Includes children who have never been to school or who have dropped out due to poverty or children who are currently in school but failing to pay the fees. Ten per cent of beneficiaries should be children with disabilities. ²
Eligibility reassessment (if any)	Annual reassessment
Type of benefits	School fee waivers
Amount of benefits	School tuition, levies and examination fees, based on the amount charged by each school.
Payment/delivery frequency	Payment is made every school term (there are three school terms in a year). ²
Benefit delivery mechanism	Direct bank transfers to schools bank accounts.
Benefit recipients	Students
Minimum and maximum duration of benefits (if any)	Minimum of one year
Coverage	194,000 (2015)
Programme expenditure	USD8.2 million
Institutions and agencies involved	Government of Zimbabwe, Ministry of Public Service Labour and Social Welfare ¹
Monitoring and evaluation mechanisms and frequency	School rapid assessments, spot checks and termly district monitoring An impact evaluation of the programme was also conducted in 2012 by CfBT Education Trust, Impact Research International and Paul Musker and Associates. ²

See the references on page 198: [Basic Education Assistance Module \(BEAM\)](#)

Harmonised Social Cash Transfer (HSCT)

Programme	Harmonised Social Cash Transfer (HSCT)
Country	Zimbabwe
Geographic area	Sub-Saharan Africa
Previous programme name (if any)	Public Assistance (which is being phased out, but still exists in districts where there is no HSCT) ¹
Start date	2011 ²
Programme objectives	To increase households' consumption to a level above the food poverty line; reduce the number of ultra-poor households; and help beneficiaries avoid risky coping strategies (such as child labour and early marriage). ²
Programme type	Unconditional cash transfer ²
Programme components	Beneficiaries are also entitled to educational fee waivers, the Basic Education Assistance Module (BEAM) and a non-contributory health insurance—the Assisted Medical Treatment Order (AMTO). ¹
Conditionalities (if any)	
Targeting methods	Proxy means-testing with community verification ¹
Target areas	By 2012, 10 districts had been enrolled. Currently there are 19 districts enrolled. The government plans to scale up the programme to all districts. ¹
Target groups	Ultra-poor households ²
Eligibility criteria	Households that are both labour-constrained and food-poor.
Eligibility reassessment (if any)	Reassessment is conducted every two years. ¹
Type of benefits	Cash ⁴
Amount of benefits	From USD10–USD25 per month based on household size ²
Payment/delivery frequency	Bi-monthly ²
Benefit delivery mechanism	Cash-in-transit delivered at pay points ¹
Benefit recipients	Head of household ²
Minimum and maximum duration of benefits (if any)	Minimum of two years; eligibility based on reassessment thereafter. ¹
Coverage	52,049 beneficiary households; 236,013 individual beneficiaries (2015)
Programme expenditure	USD6.9 million (2011) The current annual expenditure is estimated at USD14.5 million. ^{1,3}
Institutions and agencies involved	Government of Zimbabwe; UNICEF ²
Monitoring and evaluation mechanisms and frequency	Baseline and impact evaluations (at 12 and 36 months). Independent end-user verification by an audit during and after every payment cycle. Programme-level routine monitoring every payment cycle for a minimum of 50 per cent of the districts. Annual donor reviews. ¹

See the references on page 198: Harmonised Social Cash Transfer (HSCT)

Public Assistance Monthly Maintenance Allowances

Programme	Public Assistance Monthly Maintenance Allowances
Country	Zimbabwe
Geographic area	Sub-Saharan Africa
Previous programme name (if any)	
Start date	The Public Assistance Programme dates back to before the country's independence. Its legal framework was established by the Social Welfare Assistance Act of 1988 (Chapter 17.06). ¹
Programme objectives	To provide relief to individuals and households in distress.
Programme type	Unconditional cash transfer
Programme components	
Conditionalities (if any)	
Targeting methods	Means-testing ²
Target areas	The programme is implemented only in districts which are not yet reached by the Harmonised Social Cash Transfer programme.
Target groups	Elderly people, vulnerable families and people with disabilities.
Eligibility criteria	Eligible beneficiaries are: poor and elderly (60 years of age and older); or people with physical or mental disabilities, or who are severely ill; or a dependent of a destitute or indigent person. ²
Eligibility reassessment (if any)	Reassessments are conducted annually.
Type of benefits	Cash
Amount of benefits	USD20 per month ²
Payment/delivery frequency	Monthly ²
Benefit delivery mechanism	Postal agencies
Benefit recipients	Direct beneficiaries
Minimum and maximum duration of benefits (if any)	Minimum of one year and thereafter based on changing circumstances.
Coverage	6,688 households (2015)
Programme expenditure	USD831,222 (2015)
Institutions and agencies involved	Department of Social Services
Monitoring and evaluation mechanisms and frequency	Internal audits on expenditures

See the references on page 198: [Public Assistance Monthly Maintenance Allowances](#)

REFERENCES

1. ALGERIA

I. *Allocation Forfaitaire de Solidarité—Solidarity Allowance*

1. Agence de Développement Social. 2015. "Allocation Forfaitaire de Solidarité." ADS website. Accessed 11 November 2015. <http://www.ads.dz/documents/prg_afs.html>.

2. Algérie Presse Service. 2014. "Allocation forfaitaire de solidarité: plus de 800.000 bénéficiaires en 2013." APS website. Accessed 11 November 2015. <<http://www.algerie360.com/algerie/allocation-forfaitaire-de-solidarite-plus-de-800-000-beneficiaires-en-2013/>>.

II. *Dispositif d'Activité d'Insertion Sociale (DAIS)—Intervention for Social Inclusion*

1. Agence de Développement Social. 2012. "Impulsion Sociale." Algiers : ADS.

2. Agence de Développement Social. 2016. "Le dispositif d'Activité d'Insertion Sociale (DAIS)." ADS website. Accessed 15 February 2016. <http://www.ads.dz/documents/prg_dais.html>.

III. *Travaux d'Utilité Publique à Haute Intensité de Main d'Oeuvre (TUP-HIMO)—Labour-Intensive Public Works*

1. Agence de Développement Social. 2015. "Réalizations de L'ADS." ADS website. Accessed 11 November 2015. <http://www.ads.dz/documents/prg_tuphimo.html>.

2. Agence de Développement Social. 2015. "Travaux d'Utilité Publique à Haute Intensité de Main d'Oeuvre." ADS website. Accessed 11 November 2015. <http://www.ads.dz/documents/prg_tuphimo.html>.

2. ANGOLA

IV. *Cartão Kikuia—Kikuia Card Cash Transfer Programme*

1. World Bank. 2015. *International Bank for Reconstruction and Development Program Document for a Proposed Loan in the Amount of USD450 Million and a Policy-Based Guarantee in the Amount of USD200 Million to the Republic of Angola for the First Fiscal Management Development Policy Financing*. Washington DC: World Bank. Accessed 9 February 2016. <http://www-wds.worldbank.org/external/default/WDSContentServer/WDSP/IB/2015/06/30/090224b082faa1c9/2_0/Rendered/PDF/Angola000First0cy0Financing0Project.pdf>.

V. *Merenda Escolar—School Feeding Programme*

1. "Merenda Escolar em Angola." Presentation at GCNF, Accra, Ghana, 2010. Accessed 11 November 2015. <http://hgsf-global.org/en/bank/downloads/doc_details/66-angola-merenda-escolar>.

2. Government of Angola. 2013. *Decreto Presidencial n.º 138/13 - Presidente da República - Diário da República Iª Série n.º 183 de 24 de Setembro de 2013 (Pág. 2506)*. Luanda: Government of Angola. Accessed 11 November 2015. <http://www.scm.gov.ao/diploma_texto.php?diplomaID=117582>.

3. Samuel, A.T.A. 2011. "O Impacto da Merenda Escolar na Inserção, Retenção e Sucesso Escolar dos Alunos do Ensino Primário em Angola." In: *COOPEDU — Congresso Portugal e os PALOP Cooperação na Área da Educação*, 147–158. Lisbon: CEA. Accessed 11 November 2015. <https://repositorio.iscte-iul.pt/bitstream/10071/3015/1/Samuel_COOPEDUI_3.4.pdf>.

4. Ministry of Education of Angola. 2014. *Exame nacional 2015 da Educação para Todos: Angola*. Luanda: Ministry of Education. Accessed 11 November 2015. <<http://unesdoc.unesco.org/images/0023/002317/231722por.pdf>>.

3. BOTSWANA

VI. Destitute Persons Allowance

1. Government of Botswana. n.d. *Elderly & Benefit Services*. Gaborone: Ministry of Local Government. Accessed 11 November 2015.

<<http://www.gov.bw/Global/MLG/ELDERLY%202009.pdf?epslanguage=em>>.

2. Government of Botswana. 2011. "Destitution Programme." Government of Botswana website. Accessed 11 November 2015. <<http://www.gov.bw/en/Ministries--Authorities/Local-Authorities/Chobe-District-Council/Chobe-District-Council/Services/DESTITUTION-PROGRAMME/>>.

3. Ministry of Local Government. 2011. "Destitute Allowance." Government of Botswana website. Accessed 11 November 2015. <<http://www.gov.bw/en/Ministries--Authorities/Ministries/Ministry-of-Local-Government-MLG1/Services/Destitute-allowance/>>.

4. Ministry of Local Government and Rural Development. 2015. *Department of Social Protection Programmes*. Gaborone: Government of Botswana.

5. Tesliuc, C. et al. 2013. "Botswana: Social Protection." *Social Protection & Labor Discussion Paper - Africa Social Safety Net and Social Protection Assessment Series*, No. 1405. Washington, DC: World Bank. Accessed 11 November 2015. <<https://openknowledge.worldbank.org/bitstream/handle/10986/18968/890030NWP0P132085260B00PUBLIC001405.pdf>>.

VII. Ipelegeng—Public Works

1. Tesliuc, C. et al. 2013. "Botswana: Social Protection." *Social Protection & Labor Discussion Paper - Africa Social Safety Net and Social Protection Assessment Series*, No. 1405. Washington, DC: World Bank. Accessed 11 November 2015. <<https://openknowledge.worldbank.org/bitstream/handle/10986/18968/890030NWP0P132085260B00PUBLIC001405.pdf>>.

2. UNICEF. 2012. *Final Report for the Review of Ipelegeng Programme*. New York: UNICEF. Accessed 11 November 2015. <http://www.unicef.org/evaluation/files/Botswana_2012-004_Final_Ipelegeng.pdf>.

3. Republic of Botswana. 2012. *Revised Guidelines for Implementation of the Ipelegeng Programme - 2012*. Gaborone: Republic of Botswana, Ministry of Local Government, Department of Local Government Development Planning. Accessed 11 November 2015. <<http://1govportal.imexsystems.net/en-gb/Documents/Ministry%20of%20Local%20Government%20and%20Rural%20Development/Revised%20Ipelegeng%20Guidelines.pdf>>.

VIII. National Orphan Care Programme

1. Government of Botswana. 2011. "Orphan Care Program." Government of Botswana website. Accessed 11 November 2015. <<http://www.gov.bw/en/Citizens/Sub-Audiences/Children--Youth1/Orphan-Care-Program/>>.

2. ELDIS. n.d. "National Orphan and Vulnerable Children Care Policy." ELDIS website. Accessed 11 November 2015. <<http://interactions.eldis.org/programme/national-orphan-and-vulnerable-children-care-policy>>.

3. Matshediso, K., M. Mokgatle-Nthabu, and O.O. Oguntibeju. 2011. "Satisfaction of AIDS orphans about orphan care and support programme." *Scientific Research and Essays* Vol. 6(29): 6023–6032. Accessed 11 November 2015. <[http://interactions.eldis.org/sites/interactions.eldis.org/files/database_sp/Botswana/Orphan%20Care%20Programme%20\(OCP\)/OCP%206.pdf](http://interactions.eldis.org/sites/interactions.eldis.org/files/database_sp/Botswana/Orphan%20Care%20Programme%20(OCP)/OCP%206.pdf)>.

4. Feranil, I., B. Herstad, W. Jallow, and R. Mbuya-Brown. 2010. *Assessing Implementation of Botswana's Program for Orphans and Vulnerable Children*. Washington, DC: Futures Group, Health Policy Initiative, Task Order 1. Accessed 11 November 2015. <http://www.healthpolicyinitiative.com/Publications/Documents/1265_1_PIBA_Botswana_FINAL_acc.pdf>.

5. US Social Security Administration. 2009. *Social Security Programs Throughout the World: Africa, 2009*. Washington DC: SSA. Accessed 11 November 2015. <<http://www.ssa.gov/policy/docs/progdesc/ssptw/2008-2009/africa/ssptw09africa.pdf>>.

6. Ministry of Local Government and Rural Development. 2015. *Department of Social Protection Programmes*. Gaborone: Government of Botswana.

7. Ministry of Local Government. 2010. *User-friendly Guide to the Care of Orphans and Vulnerable Children*. Gaborone: Ministry of Local Government, Department of Social Services of Botswana. Accessed 11 November 2015. <http://www.eenet.org.uk/resources/docs/1102_1_User_friendly_Guidelines_FINAL_acc.pdf>.

IX. Old-Age Pension (OAP)

1. Botswana Government. 2011. "Elderly & Benefit Services." Ministry of Local Government website. Accessed 11 November 2015. <<http://www.gov.bw/Global/MLG/ELDERLY%202009.pdf?epslanguage=em>>.

2. Economic Policy Research Institute. 2011. *Country profile: Botswana*. Cape Town: EPRI. Accessed 11 November 2015. <<http://epri.org.za/wp-content/uploads/2011/03/4-Botswana.pdf>>.

3. Pension Watch. n.d. "Botswana Country Page.," Pension Watch website. Accessed 11 November 2015. <<http://www.pension-watch.net/country-fact-file/botswana/>>.

4. Botswana Government .2011. "Services - Old Age Pension." Ministry of Local Government website. Accessed 11 November 2015. <<http://www.gov.bw/en/Ministries--Authorities/Ministries/Ministry-of-Local-Government-MLG1/Services/Old-Age-Pension/>>.

5. Ministry of Local Government and Rural Development. n.d. *Department of Social Protection Programmes*. Gaborone: Government of Botswana.

6. Monchuk, V. 2014. *Reducing Poverty and Investing in People: The New Role of Safety Nets in Africa*. Washington, DC: World Bank. Accessed 11 November 2015. <<https://openknowledge.worldbank.org/bitstream/handle/10986/16256/9781464800948.pdf?sequence=1>>.

X. School Feeding Programme

1. Home Grown School Feeding. 2013. "Linking Nutrition to agriculture through School Feeding" CAADP Nutrition Workshop, SADC, Gaborone, 9–13 September 2013. Accessed 11 November 2015. <http://www.fao.org/fileadmin/user_upload/wa_workshop/PPT_SA/DAY2_Ps1_HGSF2.pdf>.

2. Botswana Institute of Development Policy Analysis. 2013. *Botswana National Primary School Feeding Programme: A Case Study*. Gaborone: BIDPA. Accessed 11 November 2015. <http://hgsf-global.org/en/bank/downloads/doc_download/290-botswana-nspf-final-report>.

3. Regional Hunger and Vulnerability Programme. 2011. "Social protection in Botswana - a model for Africa?" *Frontiers of Social Protection Brief*, No. 9, March 2011. Johannesburg: RHVP. Accessed 11 November 2015. <http://interactions.eldis.org/sites/interactions.eldis.org/files/database_sp/Botswana/Vulnerable%20Group%20Feeding%20Programme/VGF%201.pdf>.

4. Tesliuc, C. et al. 2013. "Botswana - Social Protection." *Social Protection & Labor Discussion Paper- Africa Social Safety Net and Social Protection Assessment Series*, No. 1405. Washington,

DC: World Bank. Accessed 11 November 2015. <<https://openknowledge.worldbank.org/bitstream/handle/10986/18968/890030NWP0P132085260B00PUBLIC001405.pdf>>.

XI. Vulnerable Group Feeding Programme (VGFP)

1. Republic of Botswana and UNICEF. 2009. *Guidelines for the Community-Based Management of Acute Malnutrition in Botswana*. Gaborone: Republic of Botswana & UNICEF. Accessed 11 November 2015. <<http://www.cmamforum.org/Pool/Resources/Botswana-CMAM-GUIDELINES-2009.pdf>>.
2. Regional Hunger and Vulnerability Programme. 2011. "Social protection in Botswana - a model for Africa?." *Frontiers of Social Protection Brief*, No. 9, March 2011. Johannesburg: RHVP. Accessed 11 November 2015. <http://interactions.eldis.org/sites/interactions.eldis.org/files/database_sp/Botswana/Vulnerable%20Group%20Feeding%20Programme/VGF%201.pdf>.
3. Seleka, T.B. et al. 2007. *Social Safety Nets in Botswana - Administration, Targeting and Sustainability*. Gaborone: BIDPA. Accessed 11 November 2015. <http://interactions.eldis.org/sites/interactions.eldis.org/files/database_sp/Botswana/Vulnerable%20Group%20Feeding%20Programme/VGF%202.pdf>.
4. Tesliuc, C. et al. 2013. "Botswana - Social Protection." *Social Protection & Labor Discussion Paper- Africa Social Safety Net and Social Protection Assessment Series*, No. 1405. Washington, DC: World Bank. Accessed 11 November 2015. <<https://openknowledge.worldbank.org/bitstream/handle/10986/18968/890030NWP0P132085260B00PUBLIC001405.pdf>>.

XII. World War II (WWII) Veterans Allowance

1. Botswana Government. 2011. "Elderly & Benefit Services." Ministry of Local Government website. Accessed 11 November 2015. <<http://www.gov.bw/Global/MLG/ELDERLY%202009.pdf?epslanguage=em>>.
2. Ministry of Local Government. 2011. "World War II (WWII) Veterans Allowance." Ministry of Local Government website. Accessed 11 November 2015. <<http://www.gov.bw/en/Ministries--Authorities/Ministries/Ministry-of-Local-Government-MLG1/Services/World-War-II-WWII-Veterans-Allowance/>>.
3. Ministry of Local Government and Rural Development. 2015. *Department of Social Protection Programmes*. Gaborone: Government of Botswana.

4. BURKINA FASO

XIII. Nahouri Cash Transfers Pilot Project (NCTPP)

1. Akresh, R. et al. 2012. "Alternative Cash Transfer Delivery Mechanisms: Impacts on Routine Preventative Health Clinic Visits in Burkina Faso." *IZA Discussion Paper Series* No. 6321. Bonn: IZA. Accessed 11 November 2015. <<http://ftp.iza.org/dp6321.pdf>>.
2. Barrientos, A. et al. 2010. "Social Assistance in Developing Countries Database Version 5.0." *Brooks World Poverty Institute Working Paper; Chronic Poverty Research Centre Working Paper*. Manchester, UK: Brooks World Poverty Institute. Accessed 11 November 2015. <http://papers.ssrn.com/sol3/papers.cfm?abstract_id=1672090>.
3. Akresh, R. et al. 2011. *Community Response to HIV/AIDS - Evaluation Research Highlights: Burkina Faso*. London: Stop Aids. Accessed 11 November 2015. <<http://stopaids.org.uk/wp-content/uploads/2013/09/Evaluation-Research-Highlights-Burkina-Faso.pdf>>.
4. Economic Policy Research Institute. n.d. *Country profile: Burkina Faso*. Cape Town: EPRI. Accessed 11 November 2015. <<http://epri.org.za/wp-content/uploads/2011/03/5-BurkinaFaso.pdf>>.

5. CAMEROON

XIV. Cameroon Social Safety Nets Project

1. COMCEC. 2014. *Proceedings of the 3rd Meeting of the COMCEC Poverty Alleviation Working Group on 'Monitoring Mechanisms of The Social Safety Net Programmes in the COMCEC Region'*. Ankara: COMCEC Coordination Office, Accessed 11 November 2015. <<http://www2.comcec.org/UserFiles/File/WorkingGroups/Poverty3/ProceedingsOfThe3rdMeetingOfTheCOMCECPovertyAlleviationWG.pdf>>.
2. World Bank. 2014. *Cameroon Social Safety Nets (P128534) - Implementation Status & Results Report*. Washington, DC: World Bank. Accessed 11 November 2015. <http://www-wds.worldbank.org/external/default/WDSContentServer/WDSP/AFR/2014/12/01/090224b0828c9ae4/1_0/Rendered/PDF/Cameroon000Cam0Report000Sequence003.pdf>.
3. World Bank. 2013. *Project Appraisal Document on a Proposed Credit in the Amount of SDR 32.5 Million (USD50 Million Equivalent) to the Republic of Cameroon for a Social Safety Net Project*. Washington DC: World Bank. Accessed 11 November 2015. <http://www-wds.worldbank.org/external/default/WDSContentServer/WDSP/IB/2013/03/05/000442464_20130305103254/Rendered/PDF/747010PAD0P1280Official0Use0Only090.pdf>.
4. Batomen, F. 2014. "Monitoring and evaluation system of the Safety Nets Project." Presentation at the 3rd Meeting of the COMCEC Poverty Alleviation Working Group, Ankara, 10 April 2014. Accessed 11 November 2015. <<http://www2.comcec.org/UserFiles/File/WorkingGroups/Poverty3/Presentations/4-1-Cameroon.pdf>>.

6. CAPE VERDE

XV. Frentes de Alta Intensidade de Mão-de-Obra (FAIMO)

1. Government of Cape Verde. 2013. *1836 I SÉRIE — NO 57 «B. O.» Da República de Cabo Verde — 25 de Outubro de 2013*. Praia, Cape Verde: Government of Cape Verde. Accessed 11 November 2015. <<http://faolex.fao.org/docs/pdf/cvi127979.pdf>>.
2. Ferreira, O. 2003. "A Extensão da protecção social: o caso de Cabo Verde." *ESS Paper*, No.15. Geneva: ILO. Accessed 11 November 2015. <http://www.cipsocial.org/images/eps/ficheiros/extensao_da_PS_CV.pdf>.
3. Economic Policy Research Institute. n.d. *Country profile: Cape Verde*. Cape Town: EPRI. Accessed 11 November 2015. <<http://epri.org.za/wp-content/uploads/2011/03/8-CapeVerde.pdf>>.
4. Ministry of Finance and Planning of Cape Verde. 2004. *Growth and Poverty Reduction Strategy Paper (GPRSP)*. Praia, Cape Verde: Republic of Cape Verde, Ministry of Finance and Planning. Accessed 11 November 2015. <http://siteresources.worldbank.org/INTPRS1/Resources/CapeVerde_PRSP%28Sept2004%29.pdf>.
5. International Labour Organization. 2015. "Universal pensions for older persons - Cabo Verde." *Social Protection in Action: Building Social Protection Floors*. Geneva: ILO. Accessed 11 November 2015. <<http://www.social-protection.org/gimi/gess/RessourcePDF.action?ressource.ressourceId=50638>>.
6. Siri, G., and P. Goodvaerts. 2002. *Analysis of the Costs and Benefits of Public Works Programs in Cape Verde*. Praia, Cape Verde: Program Coordination Unit (PCU), National Poverty Alleviation Program (NPAP), Social Sector Development Project (SSDP). Accessed 11 November 2015. <http://www.ilo.org/wcmsp5/groups/public/@ed_emp/@emp_policy/@invest/documents/publication/wcms_asist_8331.pdf>.

7. Proença, C.S. 2009. "A Exclusão Social em Cabo Verde Uma Abordagem Preliminar." *Colecção Documentos de Trabalho*, No. 76. Lisbon: Centro de Estudos sobre África e do Desenvolvimento. Accessed 11 November 2015. <http://pascal.iseg.utl.pt/~cesa/files/Doc_trabalho/76.pdf>.

XVI. [Pensão Social—Social Pension](#)

1. International Labour Organization. 2015. "Universal pensions for older persons - Cape Verde." *Social Protection in Action: Building Social Protection Floors*. Geneva: ILO. Accessed 11 November 2015. <<http://www.social-protection.org/gimi/gess/RessourcePDF.action?ressource.ressourceId=50638>>.

7. COMOROS

XVII. [Argent Contre Travail \(ACT\)—Cash for Work](#)

1. World Bank. 2015. *Project Appraisal Document on a Proposed Grant in the Amount of SDR 4.2 Million (USD6 Million Equivalent) to the Union of Comoros for a Comoros Social Safety Net Project*. Washington, DC: World Bank. Accessed 11 November 2015. <http://www-wds.worldbank.org/external/default/WDSContentServer/WDSP/IB/2015/03/03/000477144_20150303162844/Rendered/PDF/PAD11950PAD0P1010Box385415B00OUO090.pdf>.

8. REPUBLIC OF CONGO

XVIII. [LISUNGI Safety Nets Project](#)

1. World Bank. 2015. "CG Rep. LISUNGI Safety Nets Project." World Bank website. Accessed 11 November 2015. <<http://www.worldbank.org/projects/P145263?lang=pt>>.

2. World Bank. 2013. *International Development Association Project Appraisal Document on a Proposed Credit in the Amount of SDR 1.4 Million (USD2 Million Equivalent) to the Republic of Congo for a Lisungi - Safety Nets Project*. Washington, DC: World Bank. Accessed 11 November 2015. <http://www-wds.worldbank.org/external/default/WDSContentServer/WDSP/IB/2014/01/13/000350881_20140113111127/Rendered/PDF/PAD7100P145263010Box382121B00OUO090.pdf>.

9. DJIBOUTI

XIX. [Programme National de Solidarité Famille \(PNSF\)—National Programme of Family Solidarity](#)

1. Government of Djibouti. 2015. "Décret n°2015-279/PR/SESN portant création, organisation et fonctionnement du Programme." *Journal Officiel de la République de Djibouti*. Accessed 18 February 2016. <<https://www.ilo.org/dyn/natlex/docs/ELECTRONIC/100232/120165/F1124840398/DJI-100232.pdf>>.

10. EGYPT

XX. [Food and Energy Subsidies](#)

1. Rohac, D. 2013. "Solving Egypt's Subsidy Problem." *Policy Analysis*, No. 741. Washington, DC: Cato Institute. Accessed 11 November 2015. <http://object.cato.org/sites/cato.org/files/pubs/pdf/pa741_web_2.pdf>.

2. El Gaafarawi, I. 2013. "Poverty Reduction Strategies and Human Development in Egypt." Presentation to the 1st Meeting of the COMCEC Poverty Alleviation Working Group, Ankara, 27 June 2013. Accessed 11 November 2015. <<http://www2.comcec.org/UserFiles/File/WorkingGroups/Poverty/Presentations/Country/1-Egypt.pdf>>.

3. Egypt Network for Integrated Development. 2012. "Subsidies and the Social Safety Net in Egypt." *Policy Brief* 012. Cairo: Egypt Network for Integrated Development. Accessed 11 November 2015. <http://enid.org.eg/Uploads/PDF/PB12_subsidies_social_protection.pdf>.

4. World Bank. 2015. *International Bank For Reconstruction And Development Project Appraisal Document On A Proposed Loan In The Amount Of USD400 Million To The Arab Republic Of Egypt For A Strengthening Social Safety Net Project March 20, 2015*. Washington, DC: World Bank. Accessed 15 February 2016. <http://www-wds.worldbank.org/external/default/WDSContentServer/WDSP/IB/2015/03/25/000477144_20150325145541/Rendered/PDF/PAD6110PAD0P14010Box385454B00OUO090.pdf>.
5. Government of Egypt. 2015. *Egypt's Five Year Macroeconomic Framework and Strategy FY14/15–FY18/19*. Cairo: Ministry of Finance. Accessed 15 February 2016. <<http://www.mof.gov.eg/MOFGallerySource/English/Strategy.pdf>>.
6. Sdravovich, C., R. Sab, Y. Zouhar, and G. Albertin. 2014. *Subsidy Reform in the Middle East and North Africa Recent Progress and Challenges Ahead*. Washington, DC: IMF. Accessed 11 November 2015. <<http://www.imf.org/external/pubs/ft/dp/2014/1403mcd.pdf>>.
7. El-Katiri, L., and B. Fattouh. 2015. "A Brief Political Economy of Energy Subsidies in the Middle East and North Africa." *OIES PAPER: MEP 11*. Oxford: Oxford Institute for Energy Studies. Accessed 11 November 2015. <<http://www.oxfordenergy.org/wpcms/wp-content/uploads/2015/02/MEP-11.pdf>>.

XXI. School Feeding Programme

1. Global Child Nutrition Foundation. 2009. *Country Policy and Funding Mechanism Study*. Seattle, WA: GCNF. Accessed 11 November 2015. <http://hgsf-global.org/en/bank/downloads/doc_details/25-country-policy-and-funding-mechanism-study>.
2. WFP. 2016. 'Egyptian Government To Expand National School Feeding Programme To Reach All Public Schools'. Accessed 28 April 2016. <<https://www.wfp.org/news/news-release/egyptian-government-expand-national-school-feeding-programme-reach-all-public-scho>>.
3. World Food Programme. 2013. *State of School Feeding Worldwide*. Rome, WFP. Accessed 11 November 2015. <https://openknowledge.worldbank.org/bitstream/handle/10986/13536/WFP_StateofSchoolFeeding2013_web.pdf?sequence=1>.
4. Arab Republic Of Egypt. 2013. *Financial Statement of The State's General Budget for FY2013/2014*. Cairo: Government of Egypt. Accessed 11 November 2015. <<http://www.mof.gov.eg/MOFGallerySource/English/Budget2013-2014/Financial-statement2013-2014.pdf>>.

XXII. Social Solidarity Pension

1. Sieverding, M., and I. Selwaness. 2012. "Social Protection in Egypt: A Policy Overview." *Gender and Work in the Mena Region Working Paper Series*, No. 23 – Poverty, Job Quality and Labor Market Dynamics. Cairo: Population Council. Accessed 11 November 2015. <<http://www.popcouncil.org/uploads/pdfs/wp/mena/23.pdf>>.
2. Egypt Network for Integrated Development. 2012. "Subsidies and the Social Safety Net in Egypt." *Policy Brief 012*. Cairo: Egypt Network for Integrated Development. Accessed 11 November 2015. <http://enid.org.eg/Uploads/PDF/PB12_subsidies_social_protection.pdf>.
3. Government of Egypt. 2015. *Egypt's Five Year Macroeconomic Framework and Strategy FY14/15–FY18/19*. Cairo: Ministry of Finance. Accessed 15 February 2016. <<http://www.mof.gov.eg/MOFGallerySource/English/Strategy.pdf>>.
4. El Gaafarawi, I. 2013. "Poverty Reduction Strategies and Human Development in Egypt." Presentation to the 1st Meeting of the COMCEC Poverty Alleviation Working Group, Ankara, 27 June 2013. Accessed 11 November 2015. <<http://www2.comcec.org/UserFiles/File/WorkingGroups/Poverty/Presentations/Country/1-Egypt.pdf>>.

XXIII. [Takaful and Karama \(Solidarity and Dignity\)](#)

1. Government of Egypt. 2015. *Egypt's Five Year Macroeconomic Framework and Strategy FY14/15–FY18/19*. Cairo: Ministry of Finance. Accessed 15 February 2016. <<http://www.mof.gov.eg/MOFGallerySource/English/Strategy.pdf>>.
2. World Bank. 2015. *International Bank For Reconstruction And Development Project Appraisal Document On A Proposed Loan In The Amount Of USD400 Million To The Arab Republic Of Egypt For A Strengthening Social Safety Net Project March 20, 2015*. Washington, DC: World Bank. Accessed 15 February 2016. <http://www-wds.worldbank.org/external/default/WDSContentServer/WDSP/IB/2015/03/25/000477144_20150325145541/Rendered/PDF/PAD6110PAD0P14010Box385454B00OUO090.pdf>.

11. ETHIOPIA

XXIV. [Productive Safety Net Programme \(PSNP\)](#)

1. World Food Programme. 2012. *Ethiopia: Productive Safety Net Programme (PSNP)*. Rome: World Food Programme. Accessed 11 November 2015. <<https://www.wfp.org/sites/default/files/PSNP%20Factsheet.pdf>>.
2. Government of Ethiopia. 2014. *Productive Safety Net Programme Phase IV: Programme Implementation Manual*. Addis Ababa: Ministry of Agriculture.
3. Berhane, G. et al. 2014. "Can Social Protection Work in Africa? The Impact of Ethiopia's \ Productive Safety Net Programme." *Economic Development and Cultural Change*, Vol. 63, No. 1: 1–26. Accessed 11 November 2015. <<http://www.jstor.org/stable/10.1086/677753>>.
4. Gilligan, D.O., J. Hoddinott, and A.S. Taffesse. 2008. "The Impact of Ethiopia's Productive Safety Net Programme and its Linkages." *IFPRI Discussion Paper*, No. 00839. Washington, DC: IFPRI. Accessed 11 November 2015. <<http://www.ifpri.org/sites/default/files/publications/ifpridp00839.pdf>>.
5. International Policy Centre for Inclusive Growth. n.d. "The Productive Safety Net Programme in Ethiopia, The Public Works Component." Brasilia: IPC-IG. Accessed 11 November 2015. <<http://www.ipc-undp.org/publications/cct/africa/ProductiveProgrammeEthiopia.pdf>>.

XXV. [School Meals Programme \(SMP\)](#)

1. Poppe, R. et al. 2012. "School Meals Program and Educational Outcomes in Rural Ethiopia." Paris: UNESCO's International Institute for Educational Planning. Accessed 11 November 2015. <<http://learningportal.iiep.unesco.org/en/notice/T1422736818>>.
2. Ministry of Education. 2012. "GCNF 2012 Presentation." Presentation given by the Ministry of Education at the Global Child Nutrition Forum, Addis Ababa, Ethiopia, 13–18 May. Accessed 11 November 2015. <http://www.hgsf-global.org/en/bank/downloads/doc_details/180-gcnf-2012-presentation-federal-democratic-republic-of-ethiopia>.

XXVI. [Tigray Social Cash Transfer Pilot Programme \(SCTPP\)](#)

1. Food and Agriculture Organization. 2015. "PtoP Countries: Ethiopia. From Protection to Production (PtoP) Project." FAO website. Accessed 11 November 2015. <<http://www.fao.org/economic/ptop/programmes/ethiopia/en/>>.
2. Berhane, G., S. Devereux, J. Hoddinott, F. Nega Tegebu, K. Roelen, and B. Schwab. 2012. *Evaluation of the Social Cash Transfers Pilot Programme, Tigray Region, Ethiopia, Baseline Report*. Brighton: IDS. Accessed 11 November 2015. <http://www.ids.ac.uk/files/dmfile/BaselineReport_Dec_5_2012jw01-jan-13.pdf>.

3. Kagin, J., J.E. Taylor, F. Alfani, and B. Davis. 2014. *Local Economy-wide Impact Evaluation (LEWIE) of Ethiopia's social cash transfer pilot programme*. Rome: FAO. Accessed 11 November 2015. <<http://www.fao.org/3/a-i3815e.pdf>>.

4. Food and Agriculture Organization. 2014. *The impacts of the Social Cash Transfer Pilot Programme on community dynamics in Tigray, Ethiopia*. Rome: FAO. Accessed 11 November 2015. <<http://www.fao.org/3/a-i3979e.pdf>>.

12. GAMBIA

XXVII. [Family Strengthening Programme](#)

1. Gavrilovic, M., and Y. Dibba. n.d. *Moving Towards an Integrated and Equitable Social Protection in the Gambia - Analysis of Social Protection Systems in The Gambia*. New York: UNICEF. Accessed 11 November 2015. <http://www.unicef.org/gambia/Moving_towards_an_integrated_and_equitable_social_protection_in_the_Gambia.pdf>.

13. GHANA

XXVIII. [Ghana's National Health Insurance Scheme Fee Exemptions](#)

1. Monchuk, V. 2014. *Reducing poverty and investing in people: the new role of safety nets in Africa*. Washington, DC: World Bank. Accessed 11 November 2015. <<https://openknowledge.worldbank.org/bitstream/handle/10986/16256/9781464800948.pdf?sequence=1>>.

2. National Health Insurance Scheme. n.d. "Frequently Asked Questions." NHIS website. Accessed 11 November 2015. <<http://www.nhis.gov.gh/Faqs/the-benefits-of-the-national-health-insurance-scheme-2>>.

3. World Bank. 2016 (forthcoming). *Ghana: Social Protection Assessment and Expenditure Review*. Washington, DC: World Bank.

4. Ministry of Health. 2013. *Parliamentary Statement by the Hon. Minister of Health on the Status of the National Health Insurance Scheme*. Banjul: Ministry of Health. Accessed 11 November 2015. <<http://www.nhis.gov.gh/files/NHIS%20Financial%20Status-%20Minister's%20Statement.pdf>>.

XXIX. [Ghana School Feeding Programme](#)

1. Afoakwa, E.O. n.d. "Home Grown School Feeding Programme – The Ghanaian Model as Icon for Africa." Accra: University of Ghana, Legon. Accessed 11 November 2015. <<http://www.gcnf.org/library/Ghana-School-Feeding-Programme-Overview-and-Progress.pdf>>.

2. World Bank. 2016 (forthcoming). *Ghana: Social Protection Assessment and Expenditure Review*. Washington, DC: World Bank.

XXX. [Labour-Intensive Public Works \(LIPW\) under Ghana Social Opportunities Project \(GSOP\)](#)

1. World Bank. 2015. "Ghana---Social Opportunities Project." World Bank website. Accessed 11 November 2015. <<http://www.worldbank.org/projects/P115247/ghana---social-opportunities-project?lang=en>>.

2. World Bank. 2010. *Project Appraisal Document on a Proposed Credit in the Amount of SDR 58.4 Million (USD \$88.6 Million Equivalent) in the Amount of SDR 31.3 Million (USD \$47.6 Million Equivalent) in Pilot CRW Resources to the Republic of Ghana for a Social Opportunities Project*. Washington, DC: World Bank. Accessed 11 November 2015. <http://www-wds.worldbank.org/external/default/WDSContentServer/WDSP/IB/2010/05/03/000333037_20100503002659/Rendered/PDF/528410PAD0P1151y100IDA1R20101011711.pdf>.

3. Osei-Akoto, I. et al. n.d. "The Impact of Public Works on Poverty and Welfare: Evidence from Ghana." Accra: Institute of Statistical, Social and Economic Research (ISSER), University of Ghana, Legon. Accessed 11 November 2015. <https://editorialexpress.com/cgi-bin/conference/download.cgi?db_name=CSAE2015&paper_id=1032>.

4. World Bank. 2016 (forthcoming). *Ghana: Social Protection Assessment and Expenditure Review*. Washington, DC: World Bank.

XXXI. Livelihood Empowerment Against Poverty (LEAP)

1. Thorne, K., J.E. Taylor, J. Kagin, B. Davis, R. Darko Osei, and I. Osei. 2014. *Local Economy-wide Impact Evaluation (LEWIE) of Ghana's Livelihood Empowerment Against Poverty (LEAP) Programme*. Rome: FAO. Accessed 11 November 2015. <<http://www.fao.org/3/a-i3814e.pdf>>.

2. Food and Agriculture Organization. 2013. *Qualitative research and analyses of the economic impacts of cash transfer programmes in sub-Saharan Africa: Ghana Country Case Study Report*. Rome: FAO. Accessed 11 November 2015. <http://www.fao.org/fileadmin/user_upload/p2p/Publications/Ghana_qualitative.pdf>.

3. Government of Ghana. 2013. *The Livelihood Empowerment Against Poverty (LEAP) Programme: Reducing Poverty And Promoting Growth In Ghana*. Accra: Government of Ghana. Accessed 11 November 2015. <http://www.unicef.org/ghana/gh_resources_LEAP_briefing_paper.pdf>.

14. GUINEA

XXXII. Cash Transfer for Health, Nutrition and Education

1. World Bank. 2015. *Implementation Status & Results Report - Productive Social Safety Net Project (P123900)*. Washington, DC: World Bank. Accessed 11 November 2015. <http://www-wds.worldbank.org/external/default/WDSContentServer/WDSP/AFR/2015/05/05/090224b082e3982d/1_0/Rendered/PDF/Guinea000Produ0Report000Sequence006.pdf>.

2. World Bank. 2012. *Project Appraisal Document on a Proposed Grant in the Amount of SDR 16.2 Million (USD25.0 Million Equivalent) to the Republic of Guinea for a Productive Social Safety Net Project*. Washington, DC: World Bank. Accessed 11 November 2015. <http://www-wds.worldbank.org/external/default/WDSContentServer/WDSP/IB/2012/05/30/000333038_20120530232200/Rendered/PDF/661960PAD0Buff0se0Only090Box369268B.pdf>.

3. World Bank. 2014. *Integrated Safeguards Data Sheet Restructuring Stage*. Washington, DC: World Bank. Accessed 11 November 2015. <http://www-wds.worldbank.org/external/default/WDSContentServer/WDSP/IB/2014/08/08/000333037_20140808104616/Rendered/PDF/899190ISDS0Gui00Box385216B00PUBLIC0.pdf>.

XXXIII. Labour-Intensive Public Works Programme

1. World Bank. 2015. *Implementation Status & Results Report - Productive Social Safety Net Project (P123900)*. Washington, DC: World Bank. Accessed 11 November 2015. <http://www-wds.worldbank.org/external/default/WDSContentServer/WDSP/AFR/2015/05/05/090224b082e3982d/1_0/Rendered/PDF/Guinea000Produ0Report000Sequence006.pdf>.

2. World Bank 2012. *Project Appraisal Document on a Proposed Grant in the Amount of SDR 16.2 Million (USD25.0 Million Equivalent) to the Republic of Guinea for a Productive Social Safety Net Project*. Washington, DC: World Bank. Accessed 11 November 2015. <http://www-wds.worldbank.org/external/default/WDSContentServer/WDSP/IB/2012/05/30/000333038_20120530232200/Rendered/PDF/661960PAD0Buff0se0Only090Box369268B.pdf>.

3. World Bank. 2014. *Integrated Safeguards Data Sheet Restructuring Stage*. Washington, DC: World Bank. Accessed 11 November 2015. <http://www-wds.worldbank.org/external/default/WDSContentServer/WDSP/IB/2014/08/08/000333037_20140808104616/Rendered/PDF/899190ISDS0Gui00Box385216B00PUBLIC0.pdf>.

15. IVORY COAST

XXXIV. Temporary Employment Opportunities for Youth

1. Projets Emplois Jeunes. 2015. "Presentation Général." PEJEDEC website. Accessed 11 November 2015. <<http://www.pejedec.org/?p=b>>.

2. World Bank. 2015. *Project Paper on a Proposed Additional Credit in the Amount Of SDR35.5 Million (USD50 Million Equivalent) to the Republic of Côte D'Ivoire for an Additional Financing for the Emergency Youth Employment and Skills Development Project*. Washington, DC: World Bank. Accessed 11 November 2015. <http://www-wds.worldbank.org/external/default/WDSContentServer/WDSP/IB/2015/03/10/000333037_20150310133125/Rendered/PDF/PAD12400PJPR0P010Box385443B00OU090.pdf>.

3. World Bank. 2011. *Emergency Project Paper for a Proposed Grant in the Amount of Sdr 31.3 Million (USD50 Million Equivalent) to the Republic of Côte d'Ivoire for an Emergency Youth Employment and Skills Development Project*. Washington, DC: World Bank. Accessed 11 November 2015. <http://www-wds.worldbank.org/external/default/WDSContentServer/WDSP/IB/2011/09/05/000333037_2010905004917/Rendered/PDF/635480PJPR0P120e0only0900BOX361536B.pdf>.

16. KENYA

XXXV. Cash Transfers for Orphans and Vulnerable Children (CT-OVC)

1. Ministry of Labour, Social Security and Services. n.d. *Achievements under the Jubilee Government, Ministry of Labour, Social Security and Services*. Nairobi: Government of Kenya. Accessed 29 February 2016. <<http://www.labour.go.ke/downloads/MOLSSS%20AchievemntsF.pdf>>.

2. Bryant, J.H. 2009. "Kenya's cash transfer program: protecting the health and human rights of orphans and vulnerable children." *Health and Human Rights*, Vol. 11, No. 2: 65–76.

3. National Gender and Equality Commission. 2014. *Participation of Vulnerable Populations in their Own Programmes - The Cash Transfers in Kenya*. Nairobi: National Gender and Equality Commission. Accessed 11 November 2015. <<http://www.ngeckkenya.org/Downloads/cash-transfer-programme-vulnerable-groups-kenya.pdf>>.

4. Economic & Social Rights Centre – Hakijamii. 2014. *State of Social Protection in Kenya*. Nairobi: Hakijamii. Accessed 29 February 2016. <<http://www.hakijamii.com/images/SocialP/SSP.pdf>>.

5. World Bank. 2013. "Kenya Cash Transfer for Orphans and Vulnerable Children (CT-OVC) Project." World Bank website. Accessed 11 November 2015. <<http://web.worldbank.org/WBSITE/EXTERNAL/NEWS/0,,contentMDK:22887829~menuPK:141311~pagePK:34370~piPK:34424~theSitePK:4607,00.html>>.

XXXVI. Health Insurance Subsidy Programme (HISP)

1. World Bank. 2014. "Improving Health Care for Kenya's Poor." World Bank website. Accessed 11 November 2015. <<http://www.worldbank.org/en/news/feature/2014/10/28/improving-healthcare-for-kenyas-poor>>.

2. Ravishankar, N. et al. 2013. *Kenya Country Report - African Health Markets for Equity*. Washington, DC: International Finance Corporation and Pharmaccess. Accessed 11 November 2015. <<http://www.psp4h.com/wp-content/uploads/2014/05/Kenya-Country-Report-Final-June-191-copy.pdf>>.

3. World Bank. 2013. *Project Paper on a Proposed Additional Credit in the Amount of SDR 26.7 Million (USD41 Million Equivalent) and Proposed Additional Grant in the Amount of USD20 Million from the Multi Donor Trust Fund for Health Results Innovation and Restructuring to the Republic of Kenya for a Health Sector Support Project*. Washington, DC: World Bank. Accessed 11 November 2015. <http://www-wds.worldbank.org/external/default/WDSContentServer/WDSP/IB/2013/12/09/000461832_20131209104725/Rendered/PDF/816230PJPR0P07010Box379877B00UO090.pdf>.

XXXVII. Home Grown School Meals

1. Langer, L. 2011. "School Feeding Programs in Kenya: Transitioning to a Homegrown Approach." *Stanford Journal of International Relations*, Fall: 30–37. Accessed 11 November 2015. <<https://web.stanford.edu/group/sjir/13-1/kenya.pdf>>.

2. Ministry of Agriculture. 2011. "School feeding Programmes in Kenya." Presentation at Leveraging Agriculture for Improved Nutrition & Health International Conference, New Delhi, India, 10–12 February. Accessed 11 November 2015. <http://2020conference.ifpri.info/files/2010/12/Side_Feedminds_Kenya.pdf>.

3. Government of Kenya. 2012. "Home Grown School Meals Programme - Technical Development Plan." HGSF website. Accessed 11 November 2015. <http://www.hgsf-global.org/en/bank/downloads/doc_details/263-technical-development-plan-kenya->>.

4. World Food Programme. 2013. *State of School Feeding Worldwide*. Rome: WFP. Accessed 11 November 2015. <https://openknowledge.worldbank.org/bitstream/handle/10986/13536/WFP_StateofSchoolFeeding2013_web.pdf?sequence=1>.

XXXVIII. Hunger Safety Net Programme

1. Ndoka, C. n.d. "The Hunger Safety Net Programme 2." Nairobi: Government of Kenya. Accessed 11 November 2015. <http://www.hsnp.or.ke/filedownload.php?download_file=HSNP2_Presentation.pdf>.

2. National Drought Management Authority. 2014. "The Hunger Safety Net Programme (HSNP)." Nairobi: NDMA. Accessed 11 November 2015. <http://www.hsnp.or.ke/filedownload.php?download_file=HSNP1_Presentation.pdf>.

3. Merttens, F. et al. 2013. *Kenya Hunger Safety Net Programme Monitoring and Evaluation Component Impact Evaluation Final Report: 2009 to 2012*. Oxford: Oxford Policy Management. Accessed 11 November 2015. <https://www.gov.uk/government/uploads/system/uploads/attachment_data/file/284251/Kenya-Hunger-Safety-Net-Programme-2009-2012.pdf>.

4. Institute of Development Studies. 2015. "Kenya Hunger Safety Net Programme." IDS website. Accessed 11 November 2015. <<https://www.ids.ac.uk/project/kenya-hunger-safety-net-programme>>.

5. HSNP. 2015. "About HSNP." HSNP website. Accessed 30 July 2015. <<http://www.hsnp.or.ke/index.php/component/content/article?id=33>>.

XXXIX. Kenya Youth Empowerment Project

1. World Bank. 2015. "Kenya Youth Empowerment Project." World Bank website. Accessed 11 November 2015. <<http://www.worldbank.org/projects/P111546/kenya-youth-empowerment-project?lang=en>>.

2. World Bank. 2010. *Project Appraisal Document on a Proposed Credit in the Amount of SDR 38.7 Million (USD 60 Million Equivalent), Including SDR 19.35 Million (USD 30 Million Equivalent) in Pilot Crisis Response Window (CRW) Resources to the Republic Of Kenya for a Kenya Youth Empowerment Project*. Washington, DC: World Bank. Accessed 11 November 2015. <http://www-wds.worldbank.org/external/default/WDSContentServer/WDSP/IB/2010/05/06/000333038_20100506013245/Rendered/PDF/530900PAD0revi1IC10IDA1R20101005912.pdf>.

3. Kenya Private Sector Alliance. 2015. "Kenya Youth Empowerment Project." KEPSA website. Accessed 11 November 2015. <<http://www.kepsa.or.ke/projects/kyep/>>.

4. Omolo, J. 2012. "Youth Employment in Kenya: Analysis of Labour Market and Policy Interventions." *FES Kenya Occasional Paper*, No.1. Nairobi: FES. Accessed 11 November 2015. <[http://interactions.eldis.org/sites/interactions.eldis.org/files/database_sp/Kenya/Kazi%20Kwa%20Vijana%20\(KKV\)/KKV%201.pdf](http://interactions.eldis.org/sites/interactions.eldis.org/files/database_sp/Kenya/Kazi%20Kwa%20Vijana%20(KKV)/KKV%201.pdf)>.

5. World Bank. 2015. *Implementation Status & Results Report Seq No: 12*. Washington, DC: World Bank. Accessed 11 November 2015. <http://www-wds.worldbank.org/external/default/WDSContentServer/WDSP/AFR/2015/05/06/090224b082e49177/1_0/Rendered/PDF/Kenya000Kenya00Report000Sequence012.pdf>.

XL. National Accelerated Agricultural Input Programme (NAAIP)

1. Ogada, M.J. et al. 2011. *Trends and Outlook Report on Key Agriculture and Rural Development Indicators in Kenya*. Washington, DC: IFPRI. Accessed 11 November 2015. <<http://www.resakss.org/sites/default/files/pdfs/trends-and-outlook-report-on-key-indicators-in-ken-50981.pdf>>.

2. Nzuma, J.M. 2013. "The political economy of food price policy - The case of Kenya." *WIDER Working Paper*, No. 2013/026. Helsinki: UNU-WIDER. Accessed 11 November 2015. <http://www.wider.unu.edu/publications/working-papers/2013/en_GB/wp2013-026/>.

3. Dorward, A. 2009. *Rethinking Agricultural Input Subsidy Programmes in a Changing World*. Rome: FAO. Accessed 11 November 2015. <<http://www.oecd.org/tad/agricultural-policies/46384527.pdf>>.

4. ACF/FSP Study Team. 2009. *Policy Advisory Note - Proposed Reforms for the Zambian Fertilizer Support Programme (FSP)*. Lusaka: Ministry of Agriculture and Cooperatives. Accessed 11 November 2015. <http://fsg.afre.msu.edu/zambia/tour/ACF_Policy_Advisory_Note_FSP.pdf>.

XLI. Njaa Marufuku Kenya (NMK) School Feeding Programme

1. Ministry of Agriculture Kenya. 2011. "School feeding Programmes in Kenya." Presentation at Leveraging Agriculture for Improved Nutrition & Health International Conference, New Delhi, India, 10–12 February. Accessed 11 November 2015. <http://2020conference.ifpri.info/files/2010/12/Side_Feedminds_Kenya.pdf>.

2. World Food Programme. 2013. *State of School Feeding Worldwide*. Rome: WFP. Accessed 11 November 2015. <https://openknowledge.worldbank.org/bitstream/handle/10986/13536/WFP_StateofSchoolFeeding2013_web.pdf?sequence=1>.

3. Government of Kenya . 2012. *Home Grown School Meals Programme - Technical Development Plan*. Kenya, Government of Kenya. <http://www.hgsf-global.org/en/bank/downloads/doc_details/263-technical-development-plan-kenya->. Accessed 11 November 2015.

XLII. Older Persons' Cash Transfer (OPCT)

1. National Gender and Equality Commission. 2014. *Participation of Vulnerable Populations in their Own Programmes - The Cash Transfers in Kenya*. Nairobi: National Gender and Equality Commission. Accessed 11 November 2015. <<http://www.ngeckkenya.org/Downloads/cash-transfer-programme-vulnerable-groups-kenya.pdf>>.

2. Mathiu, P., and E.K. Mathiu. 2012. "Social Protection for the Elderly as a Development Strategy: a case study of Kenya's old persons cash transfer programme." Conference Paper No. 32, III IESE Conference 'Mozambique: Accumulation and Transformation in a context of International crisis', 4–5 September. Accessed 11 November 2015. <http://www.iese.ac.mz/lib/publication/III_Conf2012/IESE_IIIConf_Paper32.pdf>.

3. Mwasiaji, W. 2015. "Scaling up Cash Transfer Programmes in Kenya." *IPC-IG One Pager*, No. 286. Brasília: IPC-IG. Accessed 11 November 2015. <http://www.ipc-undp.org/pub/eng/OP286_Scaling_up_Cash_Transfer_Programmes_in_Kenya.pdf>.

4. HelpAge. 2015. "HelpAge International Pension Watch Database." Pension Watch website. Accessed 11 November 2015. <<http://www.pension-watch.net/about-social-pensions/about-social-pensions/social-pensions-database/>>.

XLIII. Persons with Severe Disability Cash Transfer (PWSD-CT)

1. Mwasiaji, W. 2015. "Scaling up Cash Transfer Programmes in Kenya." *IPC-IG One Pager*, No. 286. Brasília: IPC-IG. Accessed 11 November 2015. <http://www.ipc-undp.org/pub/eng/OP286_Scaling_up_Cash_Transfer_Programmes_in_Kenya.pdf>.

2. World Bank. 2013. *Environmental and Social Systems Assessment of the Kenya National Safety Net Program for Results*. Washington, DC: World Bank. Accessed 11 November 2015. <http://www-wds.worldbank.org/external/default/WDSContentServer/WDSP/IB/2013/06/13/000333037_20130613112339/Rendered/PDF/E42020REV0Kenya0110201300Box377337Bl.pdf>.

3. National Gender and Equality Commission. 2014. *Participation of Vulnerable Populations in their Own Programmes - The Cash Transfers in Kenya*. Nairobi: National Gender and Equality Commission. Accessed 11 November 2015. <<http://www.ngeckkenya.org/Downloads/cash-transfer-programme-vulnerable-groups-kenya.pdf>>.

4. Development Pathways. 2014. "Disability Benefits Scheme Database." Development Pathways website. Accessed 11 November 2015. <<http://www.developmentpathways.co.uk/resources/disability-benefits-scheme-database/>>.

17. LESOTHO

XLIV. Agricultural Input Fairs: Input Vouchers for the Poor

1. Smith, W.J., E. Mistiaen, M. Guven, and M. Morojele. 2013. *Lesotho - A safety net to end extreme poverty*. Washington, DC: World Bank. Accessed 11 November 2015. <http://www-wds.worldbank.org/external/default/WDSContentServer/WDSP/IB/2014/06/30/000470435_20140630105903/Rendered/PDF/889990NWP0P13200Box385260B00PUBLIC0.pdf>.

XLV. Child Grants Programme (CGP)

1. Oxford Policy Management. 2014. *Qualitative research and analyses of the economic impacts of cash transfer programmes in sub-Saharan Africa - Lesotho Country Case Study Report*. Rome: FAO. Accessed 11 November 2015. <<http://www.fao.org/3/a-i3616e.pdf>>.

2. Ministry of Social Development. 2014. "The broad range of impacts of the child grant programme in Lesotho." *Policy Brief – Country Series*. Rome: FAO. Accessed 11 November 2015. <<http://www.fao.org/3/a-i3847e.pdf>>.

3. Luca, P. et al. 2014. *Child Grants Programme Impact Evaluation Follow-up Report*. Rome: FAO. Accessed 11 November 2015. <http://www.fao.org/fileadmin/user_upload/p2p/Documents/draft_CGP_Follow_Up_v11_out.pdf>.

XLVI. Old-Age Pension (OAP)

1. Winnberg, E. 2012. "Social Protection in Developing Countries - The Lesotho Old Age Pension." Master's Thesis in Human Geography, Department of Sociology and Human Geography, University of Oslo. Accessed 11 November 2015. <<https://www.duo.uio.no/bitstream/handle/10852/15968/Winnberg.pdf?sequence=3&isAllowed=y>>.

2. Freeland, N., and B. Khondker. 2015. "Launch of Lesotho's National Social Protection Strategy." *Pathways' Perspectives*, No. 18. Accessed 11 November 2015. <<http://www.developmentpathways.co.uk/resources/wp-content/uploads/2015/02/18.-Lesothos-National-Social-Protection-Strategy-PP18.pdf>>.

XLVII. OVC Bursary

1. Blank, L., and A. Ocampo. 2015. *Lesotho: Review of Public Assistance and the OVC Bursary Scheme*. Maseru, Lesotho.

XLVIII. Public Assistance (PA)

1. Smith, W.J., E. Mistiaen, M. Guven, and M. Morojele. 2013. *Lesotho - A safety net to end extreme poverty*. Washington, DC: World Bank. Accessed 11 November 2015. <http://www-wds.worldbank.org/external/default/WDSContentServer/WDSP/IB/2014/06/30/000470435_20140630105903/Rendered/PDF/889990NWP0P13200Box385260B00PUBLIC0.pdf>.

2. Blank, L., and A. Ocampo. 2015. *Lesotho: Review of Public Assistance and the OVC Bursary Scheme*. Maseru, Lesotho.

XLIX. School Feeding Programme

1. Government of Lesotho. n.d. *Poverty Reduction Strategy 2004-2005 2006-2007*. Maseru: Government of Lesotho. Accessed 11 November 2015. <http://www.gov.ls/documents/PRSP_Final.pdf>.

2. World Food Programme. n.d. *Lesotho Development Project Number 200199 - School Meals Programme*. Rome: WFP. Accessed 11 November 2015. <http://one.wfp.org/operations/current_operations/project_docs/200199.pdf>.

3. Smith, W.J., E. Mistiaen, M. Guven, and M. Morojele. 2013. *Lesotho - A safety net to end extreme poverty*. Washington, DC: World Bank. Accessed 11 November 2015. <http://www-wds.worldbank.org/external/default/WDSContentServer/WDSP/IB/2014/06/30/000470435_20140630105903/Rendered/PDF/889990NWP0P13200Box385260B00PUBLIC0.pdf>.

4. World Food Programme. 2014. "Lesotho DEV 200199:B/R No: 07 Project Revision for the Approval of: The Executive Director." Rome: WFP. Accessed 11 November 2015. <<http://documents.wfp.org/stellent/groups/internal/documents/projects/wfp272073.pdf>>.

18. LIBERIA

L. School Feeding Programme

1. World Bank. n.d. "School feeding in Liberia – Presentation." Washington, DC: World Bank. Accessed 11 November 2015. <<http://siteresources.worldbank.org/INTPOVERTY/Resources/335642-1307972019045/7993025-1314306626274/EKockenWFP.pdf>>.

2. World Bank Group. 2014. *The World Bank Group and the Global Food Crisis: An Evaluation of the World Bank Group Response*. Washington, DC: World Bank. Accessed 11 November 2015. <http://ieq.worldbank.org/Data/reports/food_crisis_eval_1.pdf>.

3. World Food Programme. 2013. *State of School Feeding Worldwide*. Rome: WFP. Accessed 11 November 2015. <https://openknowledge.worldbank.org/bitstream/handle/10986/13536/WFP_StateofSchoolFeeding2013_web.pdf?sequence=1>.

4. World Food Programme. 2012. *Draft Country Programme Liberia 200395 (2013–2017)*. Rome: WFP. Accessed 11 November 2015. <http://one.wfp.org/operations/current_operations/project_docs/200395.pdf>.

LI. Social Cash Transfer Programme (SCT)

1. UNICEF, European Union and Government of Liberia. 2012. *Transformative Transfers: Evidence from Liberia's Social Cash Transfer Programme*. Monrovia: UNICEF. Accessed 11 November 2015. <http://www.unicef.org/liberia/Transformative_Transfers_LiberiaCashTransferProgramme.pdf>.
2. UNICEF. 2013. *UNICEF Annual Report 2013 – Liberia*. Monrovia: UNICEF. Accessed 11 November 2015. <http://www.unicef.org/about/annualreport/files/Liberia_COAR_2013.pdf>.

LII. Youth, Employment, Skills (YES)

1. World Bank. 2010. *Project Appraisal Document on a Proposed Grant in the Amount of USD10 Million from the Africa Catalytic Growth Fund and SDR 4.0 Million (USD6.0 Million Equivalent) from the Ida Crisis Response Window to the Republic of Liberia for a Liberia Youth, Employment, Skills Project*. Washington, DC: World Bank. Accessed 11 November 2015. <http://www-wds.worldbank.org/external/default/WDSContentServer/WDSP/IB/2010/06/14/000333038_20100615000050/Rendered/PDF/536260PAD0P121101Official0Use0Only1.pdf>.
2. World Bank. 2015. "LR: Youth, Employment, Skills Project." World Bank website. Accessed 11 November 2015. <<http://www.worldbank.org/projects/P121686/lr-youth-employment-skills-project?lang=en>>.
3. World Bank. 2015. *Implementation Status & Results Report Seq No: 7*. Washington, DC: World Bank. Accessed 11 November 2015. <http://www-wds.worldbank.org/external/default/WDSContentServer/WDSP/AFR/2015/04/24/090224b082e073fe/1_0/Rendered/PDF/Liberia000LR000Report000Sequence007.pdf>.
4. World Bank. 2012. *A Diagnostic of Social Protection in Liberia*. Washington, DC: World Bank. Accessed 11 November 2015. <http://www-wds.worldbank.org/external/default/WDSContentServer/WDSP/IB/2012/04/17/000333038_20120417003116/Rendered/PDF/678730ESW0P1210C0disclosed040130120.pdf>.

19. MADAGASCAR

LIII. Argent Contre Travail—Cash for Work

1. Fonds d'Intervention Pour le Développement. n.d. "Argent Contre Travail." FID website. Accessed 11 November 2015. <<http://www.fid.mg/largent-contre-travail/>>.

LIV. Le Transfert Monétaire Conditionnel—Conditional Cash Transfer

1. Fonds d'Intervention Pour le Développement. 2014. *Communiqué de Presse*. Antananarivo: FID. Accessed 11 November 2015. <<http://www.fid.mg/wp-content/uploads/2014/10/COM-PRESSE-FID-11-07-14.pdf>>.
2. Fonds d'Intervention Pour le Développement. n.d. "Le Transfert Monétaire Conditionnel." FID website. Accessed 11 November 2015. <<http://www.fid.mg/le-transfert-monetaire-conditionnel/>>.
3. Fonds d'Intervention Pour le Développement and World Bank. 2015. *Evaluation du Système de Ciblage Utilisé dans la Mise en Oeuvre des Activités Argent Contre Travail et Transfert Monétaire Conditionnel par le Fonds d'Intervention pour le Développement (FID) à Madagascar*. Antananarivo: FID. Accessed 11 November 2015. <<http://www.fid.mg/wp-content/uploads/2015/04/Rapport-de-l%27A9valuation-du-syst%27A8me-de-ciblage-ACT-et-TMC-FID-Mars-2015.pdf>>.

LV. School Feeding Programme

1. Economic Policy Research Institute. n.d. *Country profile: Madagascar*. Cape Town: EPRI. Accessed 11 November 2015. <<http://epri.org.za/wp-content/uploads/2011/03/28-Madagascar.pdf>>.

2. Government of Madagascar. n.d. *Note Politique pour l'Elaboration du Plan National d'Action en Nutrition 2012 – 2015*. Antananarivo: Government of Madagascar. Accessed 11 November 2015. <http://www.who.int/evidence/resources/policy_briefs/MADPolicybrief.pdf>.

3. World Food Programme. 2013. *State of School Feeding Worldwide*. Rome: WFP. Accessed 11 November 2015. <https://openknowledge.worldbank.org/bitstream/handle/10986/13536/WFP_StateofSchoolFeeding2013_web.pdf?sequence=1>.

4. World Food Programme. 2014. "Madagascar: le PAM soutient un programme national." WFP website. Accessed 11 November 2015. <<http://fr.wfp.org/nouvelles/nouvelles-release/madagascar-le-pam-soutient-un-programme-national-cantine-scolaire>>.

20. MALAWI

LVI. Farm Input Subsidy Programme (FISP)

1. Dorward, A.R., and E.W. Chirwa. 2011. "The Malawi Agricultural Input Subsidy Programme: 2005-6 to 2008-9." *International Journal of Agricultural Sustainability* 9(1): 232–247. Accessed 11 November 2015. <<https://www.agriskmanagementforum.org/sites/agriskmanagementforum.org/files/Documents/The%20Malawi%20agricultural%20input%20subsidy%20programme%2005-06%20to%2008-09.pdf>>.

2. International Food Policy Research Institute. 2011. "The impacts of agricultural input subsidies in Malawi." *Policy Note*, No. 5. Washington, DC: IFPRI. Accessed 11 November 2015. <<http://ebrary.ifpri.org/utils/getfile/collection/p15738coll2/id/124970/filename/124971.pdf>>.

3. Dorward, A.R., and E.W. Chirwa. 2012. "Current issues in the Farm Input Subsidy Programme in Malawi." *Policy Brief*, No. 4. London: SOAS, University of London. Accessed 11 November 2015. <<http://eprints.soas.ac.uk/16740/1/Dorward%20and%20Chirwa%202012%20FISP%20Issues%20Policy%20Brief%20June%202012%20Draft%20Final.pdf>>.

LVII. Improved Livelihoods Through Public Works

1. Chirwa, E.W. et al. 2004. *The Evaluation of the Improving Livelihoods Through Public Works Programme (ILTPWP)*. Zomba: Wadonda Consult. Accessed 11 November 2015. <http://www.eldis.org/vfile/upload/1/document/1105/16%20The_evaluation_of_the_improving_livelihoods_through_public_works_programme.pdf>.

2. World Bank. n.d. *MASAF PWP Handbook*. Washington, DC: World Bank. Accessed 11 November 2015. <http://siteresources.worldbank.org/INTSF/Resources/395669-1124228420001/1563161-1133809492651/MASAF_PWP_Handbook.pdf>.

3. World Bank. 2015. *Implementation Completion and Results Report (IDA-44830 IDA-47880 / DA-51420 IDA-H7940)*. Washington, DC: World Bank. Accessed 11 November 2015. <http://www-wds.worldbank.org/external/default/WDSContentServer/WDSP/IB/2015/03/31/000477144_20150331144321/Rendered/PDF/ICR32210P1104460Box385455B00OUO090.pdf>.

4. Beegle, K. et al. 2012. "The Role of Public Works Program in Enhancing Food Security: The Malawi Social Action Fund." Paper presented at the 7th IZA/World Bank Conference: 'Employment and Development', 25 May. Accessed 11 November 2015. <http://www.iza.org/conference_files/worldb2012/goldberg_j5995.pdf>.

LVIII. Social Cash Transfer (SCT)

1. Food and Agriculture Organization. 2014. *The impacts of the Social Cash Transfer programme on community dynamics in Malawi*. Rome: FAO. Accessed 11 November 2015. <<http://www.fao.org/3/a-i3997e.pdf>>.

2. Handa, S. et al. 2014. *Malawi Social Cash Transfer Program Baseline Evaluation Report*. Chapel Hill, NC: University of North Carolina. Accessed 11 November 2015. <http://www.cpc.unc.edu/projects/transfer/countries/malawi/copy_of_MalawiSCTPBaselineReportrev2014July8.pdf>.

3. World Bank. 2013. *International Development Association Project Appraisal Document on a Proposed Credit in the amount of SDR21.4 Million (USD 32.80 Million Equivalent) to the Republic Of Malawi for a Strengthening Safety Nets Systems Project – Fourth Malawi Social Action Fund (MASAF IV)*. Washington, DC: World Bank. Accessed 11 November 2015. <http://www-wds.worldbank.org/external/default/WDSContentServer/WDSP/IB/2013/12/02/000350881_20131202103458/Rendered/PDF/826170PAD0P1330sclosed01102801300SD.pdf>.

21. MALI

LIX. [Jigisemejiri—Tree of Hope](#)

1. World Bank. 2013. *Emergency Project Paper on a Proposed Grant in the Amount of SDR 46.3 Million (USD70.0 Million Equivalent) to the Republic of Mali for a Emergency Safety Nets Project (“Jigisemejiri”)*. Washington, DC: World Bank. Accessed 17 February 2016. <http://www-wds.worldbank.org/external/default/WDSContentServer/WDSP/IB/2013/03/27/000445729_20130327100415/Rendered/PDF/749540PJPR0P120Official0Use0Only090.pdf>.

2. World Bank. 2015. *Implementation Status Results Report: Sequence 05 (English)*. Washington, DC: World Bank. Accessed 17 February 2016. <http://www-wds.worldbank.org/external/default/WDSContentServer/WDSP/AFR/2015/12/23/090224b083fe8ba71_0/Rendered/PDF/Mali000Emergen0Report000Sequence005.pdf>.

LX. [Régime d'Assistance Médicale \(RAMED\)](#)

1. Ministère du Développement Social, de la Solidarité et des Personnes Agées. 2011. *Etat des lieux de la couverture maladie universelle au Mali - Rapport final*. Bamako: Government of Mali. Accessed 11 November 2015. <http://p4h-network.net/wp-content/uploads/2013/10/MDSSPA_Mali-Etat_des_lieux_couverture_universelle_sante_Mali_version_finale.pdf>.

2. Ministre de l'Action Humanitaire, de la Solidarité et des Personnes Agées. 2012. *Rapport National sur le Développement Humain Durable, Edition 2012. Protection Sociale et Développement Humain au Mali*. Bamako: UNDP. Accessed 11 November 2015. <http://hdr.undp.org/sites/default/files/rndh_mali_2012.pdf>.

LXI. [School Feeding Programme](#)

1. Government of Mali. 2013. *Stratégie de Pérennisation de l'Alimentation Scolaire au Mali*. Bamako: Government of Mali. Accessed 8 July 2015). <http://hgsf-global.org/en/bank/downloads/doc_download/362-strategie-de-perennisation-de-l'alimentation-scolaire-au-mali>.

2. World Food Programme. 2012. “Programme d'alimentation scolaire au Mali.” Rome: WFP. Accessed 11 November 2015. <<http://pt.slideshare.net/WFPCentre/programme-d'alimentation-scolaire-au-mali>>.

3. World Food Programme. 2013. *State of School Feeding Worldwide*. Rome: WFP. Accessed 11 November 2015. <https://openknowledge.worldbank.org/bitstream/handle/10986/13536/WFP_StateofSchoolFeeding2013_web.pdf?sequence=1>.

4. World Food Programme. 2011. *Budget Increases to Development Activities— Mali Country Programme 105830 (2008–2012)*. Rome: WFP. Accessed 9 July 2015. <http://one.wfp.org/operations/current_operations/project_docs/105830.pdf>.

5. Global Child Nutrition Foundation. 2009. *Country Policy and Funding Mechanism Study*. Seattle, WA: GCNF. Accessed 11 November 2015. <http://hgsf-global.org/en/bank/downloads/doc_details/25-country-policy-and-funding-mechanism-study>.

22. MAURITANIA

LXII. [Prise en charge des soins de santé des indigents—Indigent Health Coverage](#)

1. Watson, C., and O.B.O.J. Fah. 2010. *Etude sur la Protection Sociale en Mauritanie - Analyse de la situation et Recommandations Opérationnelles*. New York: UNICEF. Accessed 11 November 2015. <http://www.unicef.org/socialpolicy/files/PROTECTION_SOCIALE_EN_MAUROITANIE_-_RAPPORT_FINAL.pdf>.

23. MAURITIUS

LXIII. [Basic Invalidity Pension and Carer's Allowance](#)

1. US Social Security Administration. 2013. *Social Security Programs Throughout the World: Africa, 2013*. Washington, DC: SSA. Accessed 11 November 2015. <<http://www.socialsecurity.gov/policy/docs/progdesc/ssptw/2012-2013/africa/ssptw13africa.pdf>>.

2. Ministry of Social Security, National Solidarity and Reform Institutions. n.d. "Objectives of the Ministry." Ministry of Social Security, National Solidarity and Reform Institutions website. Accessed 11 November 2015. <<http://socialsecurity.govmu.org/English/AboutUs/Pages/Objectives-of-the-Ministry.aspx>>.

3. Ministry of Social Security, National Solidarity and Reform Institutions. n.d. "Non Contributory Benefits." Ministry of Social Security, National Solidarity and Reform Institutions website. Accessed 11 November 2015. <<http://socialsecurity.govmu.org/English/Pages/Non-Contributory-Benefits.aspx>>.

4. Ministry of Social Security - Statistics Section. 2015. *Beneficiaries of contributory and non-contributory pensions by Island, May 2015*. Port Louis: Ministry of Social Security. Accessed 11 November 2015. <<http://statsmauritius.govmu.org/English/Publications/Documents/Monthly%20Social%20Security/May%202015.pdf>>.

LXIV. [Basic Orphan's Pension](#)

1. US Social Security Administration. 2013. *Social Security Programs Throughout the World: Africa, 2013*. Washington, DC: SSA. Accessed 11 November 2015. <<http://www.socialsecurity.gov/policy/docs/progdesc/ssptw/2012-2013/africa/ssptw13africa.pdf>>.

2. Ministry of Social Security, National Solidarity and Reform Institutions. n.d. "Objectives of the Ministry." Ministry of Social Security, National Solidarity and Reform Institutions website. Accessed 11 November 2015. <<http://socialsecurity.govmu.org/English/AboutUs/Pages/Objectives-of-the-Ministry.aspx>>.

3. Ministry of Social Security, National Solidarity and Reform Institutions. n.d. "Non Contributory Benefits." Ministry of Social Security, National Solidarity and Reform Institutions website. Accessed 11 November 2015. <<http://socialsecurity.govmu.org/English/Pages/Non-Contributory-Benefits.aspx>>.

4. Ministry of Social Security - Statistics Section. 2015. *Beneficiaries of contributory and non-contributory pensions by Island, May 2015*. Port Louis: Ministry of Social Security. Accessed 11 November 2015. <<http://statsmauritius.govmu.org/English/Publications/Documents/Monthly%20Social%20Security/May%202015.pdf>>.

LXV. [Basic Retirement Pension \(Universal Old Age Pension\) and Caregiver's Allowance](#)

1. Garcia, M., and C.M.T. Moore. 2012. *The Cash Dividend: The Rise of Cash Transfer Programs in Sub-Saharan Africa*. Washington, DC: World Bank. Accessed 11 November 2015. <<https://openknowledge.worldbank.org/bitstream/handle/10986/2246/672080PUB0EPI0020Box367844B09953137.pdf?sequence=1>>.

2. Ministry of Social Security, National Solidarity and Reform Institutions. n.d. "Objectives of the Ministry." Ministry of Social Security, National Solidarity and Reform Institutions website. Accessed 11 November 2015. <<http://socialsecurity.govmu.org/English/AboutUs/Pages/Objectives-of-the-Ministry.aspx>>.

3. Ministry of Social Security, National Solidarity and Reform Institutions. n.d. "Non Contributory Benefits." Ministry of Social Security, National Solidarity and Reform Institutions website. Accessed 11 November 2015. <<http://socialsecurity.govmu.org/English/Pages/Non-Contributory-Benefits.aspx>>.

4. Ministry of Social Security - Statistics Section. 2015. *Beneficiaries of contributory and non-contributory pensions by Island, May 2015*. Port Louis: Ministry of Social Security. Accessed 11 November 2015. <<http://statsmauritius.govmu.org/English/Publications/Documents/Monthly%20Social%20Security/May%202015.pdf>>.

5. Pension Watch. n.d. "Country fact sheet – Mauritius." Pension Watch website. Accessed 11 November 2015. <<http://www.pension-watch.net/country-fact-file/mauritius/>>.

LXVI. Basic Widow's Pension

1. US Social Security Administration. 2013. *Social Security Programs Throughout the World: Africa, 2013*. Washington, DC: SSA. Accessed 11 November 2015. <<http://www.socialsecurity.gov/policy/docs/progdesc/ssptw/2012-2013/africa/ssptw13africa.pdf>>.

2. Ministry of Social Security, National Solidarity and Reform Institutions. n.d. "Objectives of the Ministry." Ministry of Social Security, National Solidarity and Reform Institutions website. Accessed 11 November 2015. <<http://socialsecurity.govmu.org/English/AboutUs/Pages/Objectives-of-the-Ministry.aspx>>.

3. Ministry of Social Security, National Solidarity and Reform Institutions. n.d. "Non Contributory Benefits." Ministry of Social Security, National Solidarity and Reform Institutions website. Accessed 11 November 2015. <<http://socialsecurity.govmu.org/English/Pages/Non-Contributory-Benefits.aspx>>.

4. Ministry of Social Security - Statistics Section. 2015. *Beneficiaries of contributory and non-contributory pensions by Island, May 2015*. Port Louis: Ministry of Social Security. Accessed 11 November 2015. <<http://statsmauritius.govmu.org/English/Publications/Documents/Monthly%20Social%20Security/May%202015.pdf>>.

LXVII. Child's Allowance

1. US Social Security Administration. 2013. *Social Security Programs Throughout the World: Africa, 2013*. Washington, DC: SSA. Accessed 11 November 2015. <<http://www.socialsecurity.gov/policy/docs/progdesc/ssptw/2012-2013/africa/ssptw13africa.pdf>>.

2. Ministry of Social Security, National Solidarity and Reform Institutions. n.d. "Objectives of the Ministry." Ministry of Social Security, National Solidarity and Reform Institutions website. Accessed 11 November 2015. <<http://socialsecurity.govmu.org/English/AboutUs/Pages/Objectives-of-the-Ministry.aspx>>.

3. Ministry of Social Security, National Solidarity and Reform Institutions. n.d. "Non Contributory Benefits." Ministry of Social Security, National Solidarity and Reform Institutions website. Accessed 11 November 2015. <<http://socialsecurity.govmu.org/English/Pages/Non-Contributory-Benefits.aspx>>.

4. Ministry of Social Security - Statistics Section. 2015. *Beneficiaries of contributory and non-contributory pensions by Island, May 2015*. Port Louis: Ministry of Social Security. Accessed 11 November 2015. <<http://statsmauritius.govmu.org/English/Publications/Documents/Monthly%20Social%20Security/May%202015.pdf>>.

LXVIII. Guardian's Allowance

1. US Social Security Administration. 2013. *Social Security Programs Throughout the World: Africa, 2013*. Washington, DC: SSA. Accessed 11 November 2015. <<http://www.socialsecurity.gov/policy/docs/progdesc/ssptw/2012-2013/africa/ssptw13africa.pdf>>.

2. Ministry of Social Security, National Solidarity and Reform Institutions. n.d. "Objectives of the Ministry." Ministry of Social Security, National Solidarity and Reform Institutions website. Accessed 11 November 2015. <<http://socialsecurity.govmu.org/English/AboutUs/Pages/Objectives-of-the-Ministry.aspx>>.

3. Ministry of Social Security, National Solidarity and Reform Institutions. n.d. "Non Contributory Benefits." Ministry of Social Security, National Solidarity and Reform Institutions website. Accessed 11 November 2015. <<http://socialsecurity.govmu.org/English/Pages/Non-Contributory-Benefits.aspx>>.

4. Ministry of Social Security - Statistics Section. 2015. *Beneficiaries of contributory and non-contributory pensions by Island, May 2015*. Port Louis: Ministry of Social Security. Accessed 11 November 2015. <<http://statsmauritius.govmu.org/English/Publications/Documents/Monthly%20Social%20Security/May%202015.pdf>>.

LXIX. Inmate's Allowance

1. US Social Security Administration. 2013. *Social Security Programs Throughout the World: Africa, 2013*. Washington, DC: SSA. Accessed 11 November 2015. <<http://www.socialsecurity.gov/policy/docs/progdesc/ssptw/2012-2013/africa/ssptw13africa.pdf>>.

2. Ministry of Social Security, National Solidarity and Reform Institutions. n.d. "Objectives of the Ministry." Ministry of Social Security, National Solidarity and Reform Institutions website. Accessed 11 November 2015. <<http://socialsecurity.govmu.org/English/AboutUs/Pages/Objectives-of-the-Ministry.aspx>>.

3. Ministry of Social Security, National Solidarity and Reform Institutions. n.d. "Non Contributory Benefits." Ministry of Social Security, National Solidarity and Reform Institutions website. Accessed 11 November 2015. <<http://socialsecurity.govmu.org/English/Pages/Non-Contributory-Benefits.aspx>>.

4. Ministry of Social Security - Statistics Section. 2015. *Beneficiaries of contributory and non-contributory pensions by Island, May 2015*. Port Louis: Ministry of Social Security. Accessed 11 November 2015. <<http://statsmauritius.govmu.org/English/Publications/Documents/Monthly%20Social%20Security/May%202015.pdf>>.

LXX. Social Aid and Unemployment Hardship Relief

1. Government of Mauritius. 1983. *Unemployment Hardship Relief Act*. Port Louis: Ministry of Social Security, National Solidarity and Reform Institutions. Accessed 11 November 2015. <http://webcache.googleusercontent.com/search?q=cache:JzURuk5zGQwJ:socialsecurity.govmu.org/English/Documents/Act/UHR%2520Regulations/uhr_reg.doc+&cd=2&hl=pt-BR&ct=clnk&gl=br>.

2. Government of Mauritius. 1983. *The Social Aid Act 1983*. Port Louis: Ministry of Social Security, National Solidarity and Reform Institutions. Accessed 11 November 2015. <<http://socialsecurity.govmu.org/English/Documents/socialaidactmo.pdf>>.

3. Ministry of Social Security, National Solidarity and Reform Institutions. n.d. "Social Aid." Ministry of Social Security, National Solidarity and Reform Institutions website. Accessed 11 November 2015. <<http://socialsecurity.govmu.org/English/Department/Social%20Aid/Pages/Social-Aid.aspx>>.

4. Ministry of Finance and Economic Development. 2014. *Digest of Social Security Statistics 2012*. Port Louis: Ministry of Finance & Economic Development. Accessed 11 November 2015. <<http://statsmauritius.govmu.org/English/StatsbySubj/Documents/Social%20Security/Social%20Security12.pdf>>.

24. MOROCCO

LXXI. Direct Assistance to Widows in a Precarious Situation with Dependent Children (Cash Transfer Programme)

1. Ministry of Solidarity, Family, Women and Social Development. 2015. "L'Appui Direct aux Femmes Veuves." Government of Morocco website. Accessed 17 February 2016. <<http://www.social.gov.ma/fr/content/l%E2%80%99appui-direct-aux-femmes-veuves>>.

LXXII. [Food and Butane Gas Subsidies Programme](#)

1. Verme, P., and K. El-Massnaoui. 2014. "An Evaluation of the 2014 Subsidy Reforms in Morocco and a Simulation of Further Reforms." *Policy Research Working Paper*, No. WPS 7224. Impact Evaluation series. Washington, DC: World Bank. Accessed 17 February 2016. <http://www-wds.worldbank.org/external/default/WDSContentServer/WDSP/IB/2015/03/30/090224b082cf2e5f/1_0/Rendered/PDF/An0evaluation00n0of0further0reforms.pdf>.

LXXIII. [Morocco's Cash Transfer for Children \(Tayssir Programme\)](#)

1. UN ESCAP. 2013. *Interregional Expert Group Meeting on the Social Protection Toolbox: Good Practices for Enhancing and Expanding Coverage*. Bangkok: UN ESCAP. Accessed 11 November 2015. <http://www.unescapsdd.org/files/documents/EGM_SPTtoolbox_2013_Compendium-of-Good-Practices.pdf>.

2. Mission Permanente du Royaume du Maroc auprès de l'Office des Nations Unies. 2009. *Note - A/S des programmes de transferts financiers mis en oeuvre au Maroc*. Geneva: Mission Permanente du Royaume du Maroc auprès de l'Office des Nations Unies. Accessed 11 November 2015. <<http://www.ohchr.org/Documents/Issues/EPoverty/casher/Morocco.pdf>>.

3. Government of Morocco. 2014. *Evaluation du programme Tayssir: Transferts Monétaires Conditionnels*. Rabat: Government of Morocco. Accessed 11 November 2015. <http://www.ondh.ma/sites/default/files/1_tayssir_morocco_2014.pdf>.

LXXIV. [Regime for Medical Assistance to the Most Deprived \(RAMED\)](#)

1. RAMED. 2012. "Conditions d'éligibilité au RAMED." RAMED website. Accessed 17 February 2016. <[https://www.ramed.ma/\(S\(prjzvimxghwcm13gjqrtnwe\)\)/fr/SInformer/ConditionsAdhesion.aspx](https://www.ramed.ma/(S(prjzvimxghwcm13gjqrtnwe))/fr/SInformer/ConditionsAdhesion.aspx)>.

2. RAMED. 2012. "Comment postuler au RAMED?" RAMED website. Accessed 17 February 2016. <[https://www.ramed.ma/\(S\(prjzvimxghwcm13gjqrtnwe\)\)/fr/SInformer/ConditionsAdhesion.aspx](https://www.ramed.ma/(S(prjzvimxghwcm13gjqrtnwe))/fr/SInformer/ConditionsAdhesion.aspx)>.

3. RAMED. 2012. "FAQ." RAMED website. Accessed 17 February 2016. <[https://www.ramed.ma/\(S\(p2phjcek10hgk0xl2y3ely42\)\)/fr/InfosPratiques/FAQ.aspx](https://www.ramed.ma/(S(p2phjcek10hgk0xl2y3ely42))/fr/InfosPratiques/FAQ.aspx)>.

4. RAMED. 2012. "Panier de soins couverts." RAMED website. Accessed 17 February 2016. <[https://www.ramed.ma/\(S\(p2phjcek10hgk0xl2y3ely42\)\)/fr/SInformer/PanierSoins.aspx](https://www.ramed.ma/(S(p2phjcek10hgk0xl2y3ely42))/fr/SInformer/PanierSoins.aspx)>.

25. MOZAMBIQUE

LXXV. [Programa Subsídio Social Básico—Basic Social Subsidy Programme](#)

1. Selvester, K. et al. 2012. *Transforming Cash Transfers: Beneficiary and community perspectives on the Basic Social Subsidy Programme in Mozambique*. London: Overseas Development Institute. Accessed 11 November 2015. <<http://www.odi.org/sites/odi.org.uk/files/odi-assets/publications-opinion-files/8178.pdf>>.

2. Overseas Development Institute. 2013. *Beneficiary and community perspectives on the Basic Social Subsidy Programme in Mozambique. Transforming Cash Transfers*. London: ODI. Accessed 11 November 2015. <<http://www.odi.org/sites/odi.org.uk/files/odi-assets/publications-opinion-files/8313.pdf>>.

LXXVI. [Labour-Intensive Public Work](#)

1. República de Moçambique. 2012. *Programa De Acção Social Produtiva (PASP)*. Maputo: Government of Mozambique. Accessed 11 November 2015. <http://www.preventionweb.net/files/30404_pasp22102012final.pdf>.

2. Ministério Da Mulher e Da Acção Social, República De Moçambique. 2014. *Protecção Social Em Moçambique Enquadramento, Políticas e Programas em Moçambique*. Maputo: Government of Mozambique.

Accessed 11 November 2015. <http://www.saspen.org/conferences/mozambique2014/PT_PPT_MINISTRY_SASPEN_FES_WORKSHOP_SOCIAL-PROTECTION-MOZAMBIQUE_SEP01-02-2014.pdf>.

3. World Bank. 2014. *Project Appraisal Document On A Proposed Credit In The Amount Of Sdr 32.5 Million (USD50 Million Equivalent) To The Republic Of Mozambique For A Social Protection Project*. Washington, DC: World Bank. Accessed 11 November 2015. <http://www-wds.worldbank.org/external/default/WDSContentServer/WDSP/IB/2013/03/12/000356161_20130312113425/Rendered/PDF/736080PAD0P1290Official0Use0Only090.pdf>.

26. NAMIBIA

LXXVII. Child Maintenance Grant

1. Government of the Republic of Namibia. 2008. "Presentation to Brazil-Africa Cooperation Programme on Social Protection Promotion to African Countries." Presentation, Brasilia, Brazil, 25–29 August. Accessed 11 November 2015. <http://www.ipc-undp.org/doc_africa_brazil/Namibia.pdf>.

2. US Social Security Administration. 2013. *Social Security Programs Throughout the World: Africa, 2013*. Washington, DC: SSA. Accessed 11 November 2015. <<http://www.socialsecurity.gov/policy/docs/progdsc/ssptw/2012-2013/africa/ssptw13africa.pdf>>.

3. Bank of Namibia. 2013. *Social Safety Nets in Namibia: assessing current programmes and future options - 15th Annual Symposium*. Windhoek: Bank of Namibia. Accessed 11 November 2015. <<https://www.bon.com.na/CMSTemplates/Bon/Files/bon.com.na/0f/0fa7f5ba-5585-4471-9511-1a42811bd0d1.pdf>>.

4. Chiripanhura, B.M., and M. Niño-Zarazúa. n.d. *Social safety nets in Namibia: Structure, effectiveness and the possibility for a universal cash transfer scheme*. Windhoek: Bank of Namibia. Accessed 11 November 2015. <<https://www.bon.com.na/CMSTemplates/Bon/Files/bon.com.na/88/8836bf27-7f47-4b0c-9744-f124611e6abb.pdf>>.

LXXVIII. Disability Grant

1. ELDIS. n.d. "Disability Grant (DG)." ELDIS website. Accessed 11 November 2015. <<http://interactions.eldis.org/programme/disability-grant-dg>>.

2. Ministry of Labour and Social Welfare. n.d. *Disability Grant*. Windhoek: Ministry of Labour and Social Welfare. Accessed 11 November 2015. <http://www.gov.na/documents/10181/12007/Brochure_for_Disability.pdf/10d3e7f8-9d98-4ac2-9ea8-67de2c4a4b49>.

3. Bank of Namibia. 2013. *Social Safety Nets in Namibia: assessing current programmes and future options - 15th Annual Symposium*. Windhoek: Bank of Namibia. Accessed 1 July 2015. <<https://www.bon.com.na/CMSTemplates/Bon/Files/bon.com.na/0f/0fa7f5ba-5585-4471-9511-1a42811bd0d1.pdf>>.

4. Government of Namibia. n.d. "Old Age and Disability Grants." Government of Namibia website. Accessed 11 November 2015. <<http://www.gov.na/old-age-and-disability-grant>>.

LXXIX. Foster Care Grant (or Foster Parent Grant)

1. Government of the Republic of Namibia. 2008. "Presentation to Brazil-Africa Cooperation Programme on Social Protection Promotion to African Countries." Presentation, Brasilia, Brazil, 25–29 August. Accessed 11 November 2015. <http://www.ipc-undp.org/doc_africa_brazil/Namibia.pdf>.

2. Chiripanhura, B.M., and M. Niño-Zarazúa. n.d. *Social safety nets in Namibia: Structure, effectiveness and the possibility for a universal cash transfer scheme*. Windhoek: Bank of Namibia. Accessed 11 November 2015. <<https://www.bon.com.na/CMSTemplates/Bon/Files/bon.com.na/88/8836bf27-7f47-4b0c-9744-f124611e6abb.pdf>>.

3. Bank of Namibia. 2013. *Social Safety Nets in Namibia: assessing current programmes and future options - 15th Annual Symposium*. Windhoek: Bank of Namibia. Accessed 1 July 2015. <<https://www.bon.com.na/CMSTemplates/Bon/Files/bon.com.na/0f/0fa7f5ba-5585-4471-9511-1a42811bd0d1.pdf>>.

4. US Social Security Administration. 2013. *Social Security Programs Throughout the World: Africa, 2013*. Washington, DC: SSA. Accessed 11 November 2015. <<http://www.socialsecurity.gov/policy/docs/progdesc/ssptw/2012-2013/africa/ssptw13africa.pdf>>.

LXXX. [Namibia School Feeding Programme \(NSFP\)](#)

1. SABER, World Bank. 2015. "Namibia - School Feeding." *SABER Country Report*. Washington, DC: World Bank. Accessed 11 November 2015. <http://wbfiles.worldbank.org/documents/hdn/ed/saber/supporting_doc/CountryReports/SHN/SABER_School_Feeding_Namibia_CR_Final_2015.pdf>.

2. Ministry of Education. n.d. *School Feeding Programme*. Windhoek: Ministry of Education. Accessed 11 November 2015. <<http://www.moe.gov.na/files/files/School%20Feeding%20Programme.pdf>>.

LXXXI. [Old-Age Pension](#)

1. Pension Watch. n.d. "Country fact sheet – Namibia." Pension Watch website. Accessed 11 November 2015. <<http://www.pension-watch.net/country-fact-file/namibia/>>.

2. Barrientos, A. et al. 2010. "Social Assistance in Developing Countries Database." *Brooks World Poverty Institute Working Paper; Chronic Poverty Research Centre Working Paper*. Manchester, UK: Brooks World Poverty Institute. Accessed 11 November 2015. <http://papers.ssrn.com/sol3/papers.cfm?abstract_id=1672090>.

3. UN ESCAP. 2013. *Interregional Expert Group Meeting on the Social Protection Toolbox: Good Practices for Enhancing and Expanding Coverage*. Bangkok: UN ESCAP. Accessed 11 November 2015. <http://www.unescapsdd.org/files/documents/EGM_SPTtoolbox_2013_Compendium-of-Good-Practices.pdf>.

4. Government of Namibia. 2013. *2013/14 Budget Statement*. Windhoek: Government of Namibia. Accessed 11 November 2015. <<http://www.pension-watch.net/silo/files/namibia-budget-201314.pdf>>.

LXXXII. [Place of Safety Allowance](#)

1. Government of the Republic of Namibia. 2008. "Presentation to Brazil-Africa Cooperation Programme on Social Protection Promotion to African Countries." Presentation, Brasilia, Brazil, 25–29 August. Accessed 11 November 2015. <http://www.ipc-undp.org/doc_africa_brazil/Namibia.pdf>.

2. Chiripanhura, B.M., and M. Niño-Zarazúa. n.d. *Social safety nets in Namibia: Structure, effectiveness and the possibility for a universal cash transfer scheme*. Windhoek: Bank of Namibia. Accessed 11 November 2015. <<https://www.bon.com.na/CMSTemplates/Bon/Files/bon.com.na/88/8836bf27-7f47-4b0c-9744-f124611e6abb.pdf>>.

3. Bank of Namibia. 2013. *Social Safety Nets in Namibia: assessing current programmes and future options - 15th Annual Symposium*. Windhoek: Bank of Namibia. Accessed 1 July 2015. <<https://www.bon.com.na/CMSTemplates/Bon/Files/bon.com.na/0f/0fa7f5ba-5585-4471-9511-1a42811bd0d1.pdf>>.

4. US Social Security Administration. 2013. *Social Security Programs Throughout the World: Africa, 2013*. Washington, DC: SSA. Accessed 11 November 2015. <<http://www.socialsecurity.gov/policy/docs/progdesc/ssptw/2012-2013/africa/ssptw13africa.pdf>>.

LXXXIII. Special Maintenance Grant

1. Government of the Republic of Namibia. 2008. "Presentation to Brazil-Africa Cooperation Programme on Social Protection Promotion to African Countries." Presentation, Brasilia, Brazil, 25–29 August. Accessed 11 November 2015. <http://www.ipc-undp.org/doc_africa_brazil/Namibia.pdf>.
2. Chiripanhura, B.M., and M. Niño-Zarazúa. n.d. *Social safety nets in Namibia: Structure, effectiveness and the possibility for a universal cash transfer scheme*. Windhoek: Bank of Namibia. Accessed 11 November 2015. <<https://www.bon.com.na/CMSTemplates/Bon/Files/bon.com.na/88/8836bf27-7f47-4b0c-9744-f124611e6abb.pdf>>.
3. Bank of Namibia. 2013. *Social Safety Nets in Namibia: assessing current programmes and future options - 15th Annual Symposium*. Windhoek: Bank of Namibia. Accessed 11 November 2015. <<https://www.bon.com.na/CMSTemplates/Bon/Files/bon.com.na/0f/0fa7f5ba-5585-4471-9511-1a42811bd0d1.pdf>>.
4. US Social Security Administration. 2013. *Social Security Programs Throughout the World: Africa, 2013*. Washington, DC: SSA. Accessed 11 November 2015. <<http://www.socialsecurity.gov/policy/docs/progdesc/ssptw/2012-2013/africa/ssptw13africa.pdf>>.

27. NIGER

LXXXIV. Cash Transfers for Food Security and Cash for Work (under the Niger Safety Net Project—*Filet de Protection Sociale*)

1. World Bank. 2015. "Niger Safety Net Project." World Bank website. Accessed 11 November 2015. <<http://www.worldbank.org/projects/P123399/niger-safety-net-project?lang=en>>.
2. Government of Niger. 2011. "Presentation sur le projet des filets sociaux au Niger." CaLP website. Accessed 11 November 2015. <<http://www.cashlearning.org/resources/library/233-presentation-sur-le-projet-des-filets-sociaux-au-niger>>.

28. NIGERIA

LXXXV. Ekiti State Social Security Scheme

1. Pension Watch. n.d. "Country fact sheet – Nigeria." Pension Watch website. Accessed 11 November 2015. <<http://www.pension-watch.net/country-fact-file/nigeria/>>.
2. Babatunde, R.O. et al. 2013. "Ekiti State Social Security Scheme (ESSSS) and its Effect on Food Security in Ekiti State, Nigeria." *International Journal of Agricultural Science, Research and Technology in Extension and Education Systems* 3(1): 45–52. Accessed 11 November 2015. <[http://www.researchgate.net/publication/260828129_Ekiti_State_Social_Security_Scheme_\(ESSSS\)_and_its_Effect_on_Food_Security_in_Ekiti_State_Nigeria](http://www.researchgate.net/publication/260828129_Ekiti_State_Social_Security_Scheme_(ESSSS)_and_its_Effect_on_Food_Security_in_Ekiti_State_Nigeria)>.

LXXXVI. Home-Grown School Feeding and Health Programme (HGSFHP)

1. Yunusa, I. et al. 2012. "School Feeding Program in Nigeria: a Vehicle for Nourishment of Pupils." *The African Symposium: An online journal of the African Educational Research Network*, Vol. 12, No. 2. Accessed 11 November 2015. <<http://www.ncsu.edu/aern/TAS12.2/TAS12.2Yunusa.pdf>>.
2. World Food Programme. 2013. *State of School Feeding Worldwide*. Rome: WFP. Accessed 11 November 2015. <https://openknowledge.worldbank.org/bitstream/handle/10986/13536/WFP_StateofSchoolFeeding2013_web.pdf?sequence=1>.

3. Global Child Nutrition Foundation. 2009. *Country Policy and Funding Mechanism Study*. Seattle, WA: GCNF. Accessed 11 November 2015. <http://hgsf-global.org/en/bank/downloads/doc_details/25-country-policy-and-funding-mechanism-study>.

4. Federal Ministry of Education of Nigeria. 2006. *Implementation Guidelines on National School Health Programme*. Abuja: Federal Ministry of Education of Nigeria. Accessed 11 November 2015. <http://www.unicef.org/nigeria/NG_resources_implementationsschoolhealthprog.pdf>.

LXXXVII. [In Care of the Poor \(COPE\)](#)

1. Akinola, O. 2014. "Graduation and Social Protection in Nigeria: A Critical Analysis of the COPE CCT Programme." Presentation at International Conference: 'Graduation and Social Protection', Kigali, Rwanda, 6–8 May. Accessed 11 November 2015. <<https://www.ids.ac.uk/files/dmfile/Graduationconferencepaper-Akinola.pdf>>.

2. Hagen-Zanker, J., and R. Holmes. 2012. *Social protection in Nigeria - Synthesis report*. London: ODI. Accessed 11 November 2015. <<http://www.odi.org/sites/odi.org.uk/files/odi-assets/publications-opinion-files/7583.pdf>>.

LXXXVIII. [Osun Elderly Persons Scheme](#)

1. Pension Watch. n.d. "Country fact sheet – Nigeria." Pension Watch website. Accessed 11 November 2015. <<http://www.pension-watch.net/country-fact-file/nigeria/>>.

2. Akinola, O. 2014. "Graduation and Social Protection in Nigeria: A Critical Analysis of the COPE CCT Programme." Presentation at International Conference: 'Graduation and Social Protection', Kigali, Rwanda, 6–8 May. Accessed 11 November 2015. <<https://www.ids.ac.uk/files/dmfile/Graduationconferencepaper-Akinola.pdf>>.

3. HelpAge. 2015. "HelpAge International Pension Watch Database." Pension Watch website. Accessed 11 November 2015. <<http://www.pension-watch.net/about-social-pensions/about-social-pensions/social-pensions-database/>>.

LXXXIX. [SURE-P: Community Services Women and Youth Employment \(SURE-P CSWYE\)](#)

1. SURE-P. n.d. "Tenure/Duration of SURE-P." SURE-P website. Accessed 11 November 2015. <<http://sure-p.gov.ng/history/>>.

2. SURE-P. n.d. "CSWYE." SURE-P website. Accessed 11 November 2015. <<http://sure-p.gov.ng/cswye/#>>.

3. Federal Ministry of Information and SURE-P. n.d. *Community Services Women and Youth Employment Project*. Abuja: SURE-P. Accessed 11 November 2015. <<http://2lg7s32ka42213rped1hb3t7.wpengine.netdna-cdn.com/wp-content/uploads/2015/01/SURE-P-WOMEN-AND-YOUTHS-DOMINE.pdf>>.

XC. [SURE-P: Maternal and Child Health \(SURE-P MCH\)](#)

1. World Bank. 2015. "Nigeria Subsidy Reinvestment and Empowerment Programme (SURE-P): Maternal and Child Health Initiative." World Bank website. Accessed 11 November 2015. <<http://www.worldbank.org/en/programs/sief-trust-fund/brief/nigeria-subsidy-reinvestment-and-empowerment-programme-sure-p>>.

2. SURE-P MCH. n.d. "About SURE-P." SURE-P MCH website. Accessed 11 November 2015. <http://www.surepmch.org/sp_about.php>.

3. SURE-P MCH. n.d. "Frequently Asked Questions." SURE-P MCH website. Accessed 11 November 2015. <<http://www.surepmch.org/faq.php>>.

4. SURE-P MCH. n.d. "CCT under SURE-P MCH." SURE-P MCH website. Accessed 11 November 2015. <<http://www.surepmch.org/cct.php>>.

5. SURE-P MCH. n.d. "What are the benefits?" SURE-P MCH website. Accessed 11 November 2015. <http://www.surepmch.org/sp_benefitfacts.php>.

6. SURE-P Maternal and Child Health Initiative, National Primary Health Care Development Agency, Federal Ministry of Health, University of Sussex, University College London and World Bank. 2013. *Nigeria Subsidy Reinvestment and Empowerment Programme (SURE-P) Maternal and Child Health Initiative Impact Evaluation Concept Note - Final Version, 12 March, 2013*. Abuja: SURE-P. Accessed 11 November 2015. <<http://catalog.ihns.org/index.php/catalog/5437/download/65772>>.

7. Federal Ministry of Information and SURE-P. n.d. *SURE-P Intervention on maternal and child health care*. Abuja: SURE-P. Accessed 11 November 2015. <<http://2lg7s32ka42213rped1hb3t7.wengine.netdna-cdn.com/wp-content/uploads/2014/11/SURE-P-INTERVENTION-ON-CHILD-HEALTH-CARE.pdf>>.

29. RWANDA

XCI. Genocide Survivors Support and Assistance Fund (FARG)

1. Government of Rwanda. 2011. *FARG Citizen's Charter*. Kigali: Government of Rwanda. Accessed 11 November 2015. <http://www.mifotra.gov.rw/fileadmin/citizen%20charter/FARG_English%20A5.pdf>.

2. Ministry of Local Government. 2011. *National Social Protection Strategy*. Kigali: Ministry of Local Government. Accessed 11 November 2015. <<http://www.social-protection.org/gimi/gess/RessourcePDF.action?ressource.ressourceId=23208>>.

3. World Bank Group. 2012. "Rwanda Social Safety Net Assessment." *Social Protection & Labor Discussion Paper*, No. 1419 - *Africa Social Safety Net and Social Protection Assessment Series*. Washington, DC: World Bank. Accessed 11 November 2015. <<https://openknowledge.worldbank.org/bitstream/handle/10986/20777/915770NWP014190Box385333B00PUBLIC0.pdf?sequence=1>>.

4. *The Rwanda Focus*. 2013. "FARG Increases Allowance for Genocide Survivors." *The Rwanda Focus*, 2 June.

5. World Bank. 2013. "Social Protection System in Rwanda." Washington, DC: World Bank. Accessed 11 November 2015. <<http://pt.slideshare.net/HealthEducationSocialProtectionLabor/rwanda-sp-system-hd-learningweek-jan52013>>.

XCII. Girinka: One Cow per Poor Family

1. Ministry of Agriculture and Animal Resources. n.d. "One Cow Per Poor Family Program 'Girinka.'" Ministry of Agriculture and Animal Resources website. Accessed 11 November 2015. <<http://www.minagri.gov.rw/index.php?id=28>>.

2. Rwandapedia. 2014. "Girinka." Rwandapedia website. Accessed 11 November 2015. <<http://rwandapedia.rw/explore/girinka>>.

3. International Fund for Agricultural Development. 2012. *Republic of Rwanda - Country Programme Evaluation*. Rome: IFAD. Accessed 11 November 2015. <http://www.ifad.org/evaluation/public_html/eksyst/doc/country/pf/rwanda/2012/rwanda.pdf>.

4. Ingabire, C. n.d. "Study: Strengthening Stakeholder Ownership through Capacity Development Case story Rwanda." Africa Platform for Development Effectiveness website. Accessed 11 November 2015. <http://www.africa-platform.org/sites/default/files/resources/cd_case_story_rwanda_that_has_transformed_the_lives_of_the_poor_rwandans.pdf>.

XCIII. Rwanda Demobilisation and Reintegration Programme (RDRP)

1. Multi-Country Demobilization and Reintegration Program. 2008. "Rwanda." MDRP website. Accessed 11 November 2015. <<http://tdrp.net/mdrp/rwanda.htm>>.
2. Demobilization and Reintegration Commission. 2008. "Demobilization & Reintegration – RWANDA." MDRP website. Accessed 11 November 2015. <http://tdrp.net/mdrp/PDFs/Media_Kit_eng.pdf>.
3. World Bank. 2002. *Technical Annex for a Proposed Credit of SDR 20 Million (USD 25 Million Equivalent) to the Republic of Rwanda for an Emergency Demobilization and Reintegration Program*. Washington, DC: World Bank. Accessed 11 November 2015. <http://www.mdrp.org/PDFs/Country_PDFs/RwandaDoc_TechAnnex.pdf>.

XCIV. Vision 2020 Umurenge Programme (VUP)

1. Siegel, P.B. et al. 2011. "Adaptive Social Protection in Rwanda: A No-Regrets Approach to Increased Resilience in a Territorial Planning Context." Presentation at International Conference: 'Social Protection for Social Justice', Brighton, UK, 13–15 April. Accessed 11 November 2015. <https://www.ids.ac.uk/files/dmfile/Siegeletal2011AdaptiveSocialProtectioninRwanda02CS_Pconferencedraft.pdf>.
2. Gatsinzi, J. 2011. "Productive Role of Safety Nets: Case of Vision 2020 Umurenge Programme (VUP), Rwanda." Presentation at the Social Protection South-South Learning Forum 2011, Addis Ababa, Ethiopia, 29 May – 3 June. Accessed 11 November 2015. <http://siteresources.worldbank.org/SAFETYNETSANDTRANSFERS/Resources/281945-1131468287118/1876750-1297875636846/7739471-1307983876048/Gatsinzi_Productive_Role_06-03-11.pdf>.
3. Ministry of Local Government 2011. *National Social Protection Strategy*. Kigali: Ministry of Local Government. Accessed 11 November 2015. <http://www.minaloc.gov.rw/fileadmin/documents/Minaloc_Documents/National_Social_Protectiion_Strategy.pdf>.
4. Ministry of Local Government. 2011. *Implementation Plan for the National Social Protection Strategy (2011-2016)*. Kigali: Ministry of Local Government. Accessed 11 November 2015. <http://www.unicef.org/rwanda/RWA_resources_socprotectimpl.pdf>.
5. Berglund, A. 2012. *A Local Perspective of the Vision 2020 Umurenge Program and the Land Tenure Regularization Program*. Kigali: Swedish Embassy. Accessed 20 July 2015. <http://www.swedenabroad.com/ImageVaultFiles/id_7075/cf_52/Government_policies_from_a_local_perspective_Oct_2.PDF>.
6. Ministry of Finance and Economic Planning. n.d. "Social Protection Government Financing." Ministry of Finance and Economic Planning website. Accessed 17 February 2016. <http://www.minecofin.gov.rw/fileadmin/templates/documents/BUdget_Management_and_Reporting_Unit/Budget_Execution_Reports/2015-16_SP_Financing_Data_Final_Old_Summarized_Template.pdf>.

30. SENEGAL

XCv. Conditional Cash Transfer for Orphans and Vulnerable Children

1. Garcia, M., and C.M.T. Moore. 2012. *The Cash Dividend: The Rise of Cash Transfer Programs in Sub-Saharan Africa*. Washington, DC: World Bank. Accessed 11 November 2015. <<https://openknowledge.worldbank.org/bitstream/handle/10986/2246/672080PUB0EPI0020Box367844B09953137.pdf?sequence=1>>.
2. World Bank. 2013. *Republic of Senegal: Social Safety Net Assessment*. Washington, DC: World Bank. Accessed 11 November 2015. <<https://openknowledge.worldbank.org/bitstream/handle/10986/17575/ACS70050REVISE0x0382140B00PUBLIC0.pdf?sequence=1>>.

XCVI. [Programme National de Bourses de Sécurité Familiale \(PNBSF\)](#)

1. Délégation Générale à la Protection Sociale et à la Solidarité Nationale. 2015. "Bourse Familiale." DGPSN website. Accessed 11 November 2015. <<http://www.dgpsn.sn/bourse.html>>.
2. Government of Senegal. n.d. "La bourse de sécurité familiale." Government of Senegal website. Accessed 11 November 2015. <<http://www.gouv.sn/La-bourse-de-securite-familiale.html>>.
3. Ministry of Finance. 2015. *Loi des finances 2015*. Dakar: Ministry of Finance. Accessed 11 November 2015. <<http://www.finances.gouv.sn/index.php/finances/lfi/loi-de-finances-2015>>.

31. SIERRA LEONE

XCVII. [Social Safety Net Programme](#)

1. World Bank. 2015. *International Development Association Project Paper on a Proposed Additional Financing Consisting of an Additional Grant From IDA in the Amount of SDR 7.2 Million (USD10 Million Equivalent) and an Additional Grant From the Ebola Recovery And Reconstruction Trust Fund in the Amount of USD4.3 Million to the Republic of Sierra Leone for the Social Safety Nets Project*. Washington, DC: World Bank. Accessed 18 February 2016. <http://www-wds.worldbank.org/external/default/WDSContentServer/WDSP/IB/2015/07/29/090224b0830353ce/1_0/Rendered/PDF/Sierra0Leone000additional0financing.pdf>.
2. World Bank. 2015. *Implementation Status & Results Report – Sequence 03*. Washington, DC: World Bank. Accessed 18 February 2016. <<http://documents.worldbank.org/curated/en/2015/10/25221743/sierra-leone-sierra-leone-safety-nets-project-p143588-implementation-status-results-report-sequence-03>>.

XCVIII. [Cash for Work](#)

1. World Bank. 2015. "PROJECT - Youth Employment Support." World Bank website. Accessed 11 November 2015. <<http://www.worldbank.org/projects/P121052/youth-employment-support?lang=en>>.
2. World Bank. 2015. *Implementation Status & Results Report - Seq No: 9*. Washington, DC: World Bank. Accessed 11 November 2015. <http://www-wds.worldbank.org/external/default/WDSContentServer/WDSP/AFR/2015/06/12/090224b082f22a7f/1_0/Rendered/PDF/Sierra0Leone000Report000Sequence009.pdf>.
3. World Bank. 2010. *Integrated Safeguards Datasheet Appraisal Stage*. Washington, DC: World Bank. Accessed 11 November 2015. <http://www-wds.worldbank.org/external/default/WDSContentServer/WDSP/IB/2010/06/02/000262044_20100607091838/Rendered/PDF/Integrated0Saf1et010Appraisal0Stage.pdf>.
4. World Bank. 2011. *Implementation Support Mission for Youth Employment Support Project and Implementation Completion Report (ICR) Preparation Mission for National Social Action Project*. Washington, DC: World Bank. Accessed 11 November 2015. <http://www-wds.worldbank.org/external/default/WDSContentServer/WDSP/AFR/2015/08/13/090224b08171dd8d/2_0/Rendered/PDF/SLOYESP0NSAPCF0Feb020110final0docx.pdf>.
5. World Bank. 2010. *Emergency Project Paper on a Proposed Credit in the Amount of SDR 7.5 Million USD11.0 Million Equivalent and Grant in the Amount of SDR 6.2 Million (USD9.0 Million Equivalent) to the Republic of Sierra Leone for a Youth Employment Support Project*. Washington, DC: World Bank. Accessed 11 November 2015. <http://www-wds.worldbank.org/external/default/WDSContentServer/WDSP/IB/2010/06/25/000334955_20100625001952/Rendered/PDF/544190PJPR0P12101Official0Use0Only1.pdf>.
6. Koroma, A.A. 2012. "Learning from Past Experiences for Future Opportunities in Youth Employment in West Africa Abuja, Nigeria." Presentation at the Youth Employment Workshop in Abuja, Nigeria, 23 July 2013. Accessed 11 November 2015. <<http://pt.slideshare.net/iegfeedback/experiences-from-sierra-leone-in-youth-employment>>.

32. SOUTH AFRICA

XCIX. Care Dependency Grant

1. Republic of South Africa. 2004. *Government Gazette*, Vol. 468 - Cape Town, 10 June 2004, No. 26446. Cape Town: Western Cape Government. Accessed 11 November 2015. <https://www.westerncape.gov.za/assets/departments/social-development/social_assistance_act_no_13_of_20041.pdf>.
2. Government of South Africa. 2015. "Care dependency grant." Government of South Africa website. Accessed 11 November 2015. <<http://www.gov.za/node/727508>>.
3. South African Social Security Agency. n.d. "Statistical Reports." SASSA website. Accessed 11 November 2015. <<http://www.sassa.gov.za/index.php/statistical-reports>>.

C. Child Support Grant (CSG)

1. Department of Social Development, South African Social Security Agency and UNICEF. 2012. *The South African Child Support Grant Impact Assessment*. Pretoria: UNICEF South Africa. Accessed 11 November 2015. <http://www.unicef.org/southafrica/SAF_resources_csg2012s.pdf>.
2. UNC Carolina Population Center. n.d. *South Africa's Child Support Grant Summary findings from an integrated qualitative-quantitative evaluation*. Chapel Hill, NC: UNC Carolina Population Center. Accessed 11 November 2015. <<http://socialprotection.org/sites/default/files/CSG%20Evaluation%20Summary%20Results.pdf>>.
3. Patel, L. 2011. "Child Support Grants: A South African case study." In *Sharing Innovative Experiences - Successful Social Protection Floor Experience*, Vol. 18: 361. New York: UNDP. Accessed 11 November 2015. <http://www.ilo.org/wcmsp5/groups/public/---ed_protect/---soc_sec/documents/publication/wcms_secsoc_20840.pdf>.
4. Government of South Africa. 2015. "Child Support Grant." Government of South Africa website. Accessed 11 November 2015. <<http://www.gov.za/services/child-care-social-benefits/child-support-grant>>.

CI. Disability grant (DG)

1. US Social Security Administration. 2013. *Social Security Programs Throughout the World: Africa, 2013*. Washington, DC: SSA. Accessed 11 November 2015. <<http://www.socialsecurity.gov/policy/docs/progdesc/ssptw/2012-2013/africa/ssptw13africa.pdf>>.
2. Government of South Africa. 2015. "Disability grant." Government of South Africa website. Accessed 11 November 2015. <<http://www.gov.za/services/social-benefits/disability-grant>>.

CII. Expanded Public Works Programme (EPWP)

1. Department of Public Works. 2013. "Welcome to EPWP." Department of Public Works website. Accessed 11 November 2015. <<http://www.epwp.gov.za/>>.
2. Department of Public Works. 2014. *EPWP Integrated Grant Manual*. Pretoria: Department of Public Works. Accessed 11 November 2015. <http://www.epwp.gov.za/documents/Infrastructure/Infrastructure%20incentive%20manual/EPWP_Integrated_Grant_Manual2014_15Version_6April2014.pdf>.
3. Government of South Africa. 2014. "Presentation on EPWP Phase III Enterprise Development Policy Framework." Presentation at Frances Baard Small Business Week 2014, 17–23 November. Accessed 11 November 2015. <<http://francesbaard.gov.za/wp-content/uploads/2011/05/EPWP-Phase-III-Enterprise-Development-Policy-Framework-.pptx>>.

4. Republic of South Africa. 2012. *Government Gazette*, No. 9745, 4 May 2012. Pretoria: Government of South Africa. Accessed 11 November 2015. <<http://www.epwp.gov.za/documents/Sector%20Documents/Employment%20Conditions/Ministerial%20Determination%204%20Expanded%20Works%20Programmes%204%20May%202012.pdf>>.

5. National Treasury, Republic of South Africa. 2015. *Estimates of National Expenditure - 2015 - Abridged version*. Pretoria: National Treasury. Accessed 11 November 2015. <<http://www.treasury.gov.za/documents/national%20budget/2015/ene/FullENE.pdf>>.

6. Department of Public Works. 2013. "Institutional Arrangements." Department of Public Works website. Accessed 11 November 2015. <http://www.epwp.gov.za/about_institutional%20_arrangement.html>.

CIII. Foster Child Grant

1. Republic of South Africa. 2004. *Government Gazette*, Vol. 468 - Cape Town, 10 June 2004, No. 26446. Cape Town: Western Cape Government. Accessed 11 November 2015. <https://www.westerncape.gov.za/assets/departments/social-development/social_assistance_act_no_13_of_20041.pdf>.

2. Government of South Africa. 2015. "Foster child grant." Government of South Africa website. Accessed 11 November 2015. <<http://www.gov.za/services/child-care-social-benefits/foster-child-grant>>.

3. South African Social Security Agency. n.d. "Statistical Reports." SASSA website. Accessed 11 November 2015. <<http://www.sassa.gov.za/index.php/statistical-reports>>.

CIV. Grant-in-Aid

1. Republic of South Africa. 2004. *Government Gazette*, Vol. 468 - Cape Town, 10 June 2004, No. 26446. Cape Town: Western Cape Government. Accessed 11 November 2015. <https://www.westerncape.gov.za/assets/departments/social-development/social_assistance_act_no_13_of_20041.pdf>.

2. Government of South Africa. 2015. "Grant in aid." Government of South Africa website. Accessed 11 November 2015. <<http://www.gov.za/services/social-benefits/grant-aid>>.

3. South African Social Security Agency. 2015. *Fact sheet: Issue no 6 of 2015 – 30 June 2015*. Pretoria: SASSA. Accessed 11 November 2015. <<http://www.sassa.gov.za/index.php/knowledge-centre/statistical-reports>>.

4. National Treasury, Republic of South Africa. 2015. *Estimates of National Expenditure - 2015 - Abridged version*. Pretoria: National Treasury. Accessed 11 November 2015. <<http://www.treasury.gov.za/documents/national%20budget/2015/ene/FullENE.pdf>>.

5. South African Social Security Agency. n.d. "Statistical Reports." SASSA website. Accessed 11 November 2015. <<http://www.sassa.gov.za/index.php/statistical-reports>>.

CV. National School Nutrition Programme (NSNP)

1. Rendall-Mkosi, K. et al. 2013. *Case Study of the National School Nutrition Programme in South Africa*. Pretoria: Department of Basic Education. Accessed 11 November 2015. <http://hgsf-global.org/en/component/docman/doc_details/404-case-study-of-the-national-school-nutrition-programme-in-south-africa>.

2. Department of Basic Education. 2015. "National School Nutrition Programme." Department of Basic Education website. Accessed 11 November 2015. <<http://www.education.gov.za/Programmes/NSNP/tabid/632/Default.aspx>>.

3. World Food Programme. 2013. *State of School Feeding Worldwide*. Rome: WFP. Accessed 11 November 2015. <https://openknowledge.worldbank.org/bitstream/handle/10986/13536/WFP_StateofSchoolFeeding2013_web.pdf?sequence=1>.

CVI. Older Persons' Grant (OPG)

1. US Social Security Administration. 2013. *Social Security Programs Throughout the World: Africa, 2013*. Washington, DC: SSA. Accessed 11 November 2015. <<http://www.socialsecurity.gov/policy/docs/progdesc/ssptw/2012-2013/africa/ssptw13africa.pdf>>.

2. Government of South Africa. 2015. "Old age pension." Government of South Africa website. Accessed 11 November 2015. <<http://www.gov.za/services/social-benefits-retirement-and-old-age/old-age-pension>>.

CVII. War Veterans' Grant (WVG)

1. Government of South Africa. 2015. "War veterans grant." Government of South Africa website. Accessed 11 November 2015. <<http://www.gov.za/services/social-benefits-retirement-and-old-age/war-veterans-grant>>.

2. South African Social Security Agency. 2015. *Fact sheet: Issue no 6 of 2015 – 30 June 2015*. Pretoria: SASSA. Accessed 11 November 2015. <<http://www.sassa.gov.za/index.php/knowledge-centre/statistical-reports>>.

33. SWAZILAND

CVIII. Old-Age Grant

1. Regional Hunger and Vulnerability Programme, HelpAge International and UNICEF. 2010. *Swaziland Old Age Grant Impact Assessment*. Mbabane: RHVP, HelpAge International and UNICEF. Accessed 11 November 2015. <<http://www.eldis.org/go/home&id=62172&type=Document#.VaPFFfIVhHw>>.

2. Regional Hunger and Vulnerability Programme. 2007. "Old Age and Public Assistance Grants, Swaziland." *REBA Case Study Brief*, No. 6. Johannesburg: RHVP.

3. US Social Security Administration. 2013. *Social Security Programs Throughout the World: Africa, 2013*. Washington, DC: SSA. Accessed 11 November 2015. <<http://www.socialsecurity.gov/policy/docs/progdesc/ssptw/2012-2013/africa/ssptw13africa.pdf>>.

4. Pension Watch. n.d. "Country Fact Sheet – Swaziland." Pension Watch website. Accessed 11 November 2015. <<http://www.pension-watch.net/country-fact-file/swaziland/>>.

CIX. Public Assistance Grant

1. Regional Hunger and Vulnerability Programme, HelpAge International and UNICEF. 2010. *Swaziland Old Age Grant Impact Assessment*. Mbabane: RHVP, HelpAge International and UNICEF. Accessed 11 November 2015. <<http://www.eldis.org/go/home&id=62172&type=Document#.VaPFFfIVhHw>>.

2. Blank, L. et al. 2012. "Swaziland: Using Public Transfers to Reduce Extreme Poverty." *Social Protection & Labour Discussion Paper*, No. 1411 - Africa Social Safety Net and Social Protection Assessment Series. Washington, DC: World Bank. Accessed 11 November 2015. <http://www-wds.worldbank.org/external/default/WDSContentServer/WDSP/IB/2014/06/30/000470435_20140630123904/Rendered/PDF/890020NWP0P13200Box385260B00PUBLIC0.pdf>.

3. Dlamini, A. 2007. *A Review of Social Assistance Grants in Swaziland*. Mbabane: CANGO/HVP. Accessed 11 November 2015. <<http://www.infocenter.nercha.org.sz/sites/default/files/SocialAssistanceGrants.pdf>>.

34. TANZANIA

CX. Community-Based Conditional Cash Transfer

1. Redko, A. 2013. *Community-Based Conditional Cash Transfer Impact Evaluation 2009, Baseline Survey*. Dar es Salaam: National Bureau of Statistics. Accessed 11 November 2015. <<http://www.nbs.go.tz/tnada/index.php/catalog/21>>.
2. Evans, D.K. et al. 2013. *Community Based Conditional Cash Transfers in Tanzania Results from a Randomized Trial*. Dar es Salaam: TASAF. Accessed 11 November 2015. <<http://www.tasaf.org/index.php/media1/all-downloads/studies/236-tanzania-cct-ie-final-report/file>>.
3. Evans, D.K. et al. 2014. *Community Based Conditional Cash Transfers in Tanzania Results from a Randomized Trial - Research in Charts*. Washington, DC: World Bank. Accessed 11 November 2015. <http://www-wds.worldbank.org/external/default/WDSContentServer/WDSP/IB/2014/01/24/000442464_20140124104542/Rendered/PDF/839240REVISED000PUBLIC00Box0382110B.pdf>.
4. Tanzania Social Action Fund. 2011. *First Quarter Implementation Progress Report (July - September 2011)*. Dar es Salaam: TASAF. Accessed 11 November 2015. <http://interactions.eldis.org/sites/interactions.eldis.org/files/database_sp/Tanzania/CBCCT%20Pilot/CBCCT2.pdf>.
5. Government of Tanzania. 2013. *Productive Social Safety Net (PSSN) Operational Manual*. Dar es Salaam: TASAF. Accessed 11 November 2015. <<http://www.tasaf.org/index.php/reports/tasaf-document-archive/publications/158-tasaf-iii-pssn-operational-manual/file>>.

CXI. Food for Education Programme

1. Smith, W.J. 2011. "Tanzania - Poverty, Growth, and Public Transfers Options for a National Productive Safety Net Program." *Social Protection & Labour Discussion Paper*, No. 1414 - Africa Social Safety Net and Social Protection Assessment Series. Washington, DC: World Bank. Accessed 11 November 2015. <http://www-wds.worldbank.org/external/default/WDSContentServer/WDSP/IB/2014/10/17/000470435_20141017090222/Rendered/PDF/915750NWP014140Box385333B00PUBLIC0.pdf>.

CXII. Food Subsidies

1. Smith, W.J. 2011. "Tanzania - Poverty, Growth, and Public Transfers Options for a National Productive Safety Net Program." *Social Protection & Labour Discussion Paper*, No. 1414 - Africa Social Safety Net and Social Protection Assessment Series. Washington, DC: World Bank. Accessed 11 November 2015. <http://www-wds.worldbank.org/external/default/WDSContentServer/WDSP/IB/2014/10/17/000470435_20141017090222/Rendered/PDF/915750NWP014140Box385333B00PUBLIC0.pdf>.

CXIII. Tanzania Social Action Fund (TASAF) III / Productive Social Safety Net (PSSN) Programme

1. Tanzania Social Action Fund. 2011. "TASAF: Project to Program." Presentation at TFESSD Learning Forum, Dar es Salaam, 15–17 November. Accessed 11 November 2015. <<http://siteresources.worldbank.org/EXTUNITFESSD/Resources/1633787-1322594494226/TASAF-PROJECT-PROGRAMDAR-ES-SALAAM.pdf>>.
2. Evans, D.K. et al. 2013. *Community Based Conditional Cash Transfers in Tanzania - Results from a Randomized Trial*. Washington, DC: World Bank. Accessed 11 November 2015. <<http://www.tasaf.org/index.php/media1/all-downloads/studies/236-tanzania-cct-ie-final-report/file>>.
3. Tanzania Social Action Fund. 2013. *Productive Social Safety Net (PSSN) Operational Manual*. Dar es Salaam; TASAF. Accessed 11 November 2015. <<http://www.tasaf.org/index.php/reports/tasaf-document-archive/publications/158-tasaf-iii-pssn-operational-manual/file>>.

35. TOGO

CXIV. [Cantines Scolaires—School Feeding Programme](#)

1. World Bank. 2014. *Project Paper on a Proposed Restructuring and Additional Credit in the Amount of SDR 7.9 Million (USD 12.1 Million Equivalent) to the Republic of Togo for the Community Development and Safety Nets Project*. Washington, DC: World Bank. Accessed 26 February 2016. <http://www-wds.worldbank.org/external/default/WDSContentServer/WDSP/IB/2016/03/18/090224b0828cb41f1_0/Rendered/PDF/Togo000Communi0additional0financing.pdf>.

CXV. [Cash Transfer Programme for Vulnerable Children in Northern Togo](#)

1. World Bank. 2014. *Implementation Status & Results Togo Cash Transfer Program for Vulnerable Children in Northern Togo (P144484) - sequence 1*. Washington, DC: World Bank. Accessed 11 November 2015. <http://www-wds.worldbank.org/external/default/WDSContentServer/WDSP/AFR/2014/12/30/090224b0829695e4/1_0/Rendered/PDF/Togo000Cash0Tr0Report000Sequence002.pdf>.

CXVI. [Travaux à Haute Intensité de Main d'Œuvre \(THIMO\)—Labour-Intensive Public Works](#)

1. République Togolaise. 2011. *Manuel d'Opération des Travaux à HIMO*. Lomé: République Togolaise. Accessed 26 February 2016. <<http://www.pdctogo.net/templates/PRESENTATIONS/MANUEL%20PDC%20VOLET%20HIMO.pdf>>.

2. World Bank. 2014. *Project Paper on a Proposed Restructuring and Additional Credit in the Amount of SDR 7.9 Million (USD 12.1 Million Equivalent) to the Republic of Togo for the Community Development and Safety Nets Project*. Washington, DC: World Bank. Accessed 26 February 2016. <http://www-wds.worldbank.org/external/default/WDSContentServer/WDSP/IB/2016/03/18/090224b0828cb41f1_0/Rendered/PDF/Togo000Communi0additional0financing.pdf>.

36. TUNISIA

CXVII. [Programme National d'Aide aux Familles Nécessiteuses \(PNAFN\)](#)

1. Government of Tunisia. 2011. *Les programmes sociaux de lutte contre la pauvreté et d'amélioration des conditions de vie*. Tunis: Government of Tunisia. Accessed 11 November 2015. <http://cmimarseille.org/sites/default/files/newsite/AFD/tunisworkshop/context/MSU_wk1_Introduction_MAS.pdf>.

2. Arfa, C., and H. Elgazzar. 2013. "Consolidation and Transparency: Transforming Tunisia's Health Care for the Poor." *Universal Health Coverage Studies Series (UNICO) - UNICO Studies Series*, No. 4. Washington, DC: World Bank. Accessed 11 November 2015. <<https://openknowledge.worldbank.org/bitstream/handle/10986/13312/74997.pdf?sequence=1>>.

37. UGANDA

CXVIII. [Direct Income Support under the Expanding Social Protection Programme \(ESP\)](#)

1. Ministry of Gender, Labour and Social Development of Uganda. 2014. "What we do." Government of Uganda website. Accessed 11 November 2015. <<http://www.socialprotection.go.ug/what%20we%20do.php>>.

2. Alado, T. 2014. "Monitoring Mechanisms of the Social Safety Net Programmes in Uganda." Presentation at the 3rd Meeting of the COMCEC Poverty Alleviation Working Group, Ankara, Turkey, 10 April. Accessed 11 November 2015. <<http://www2.comcec.org/UserFiles/File/WorkingGroups/Poverty3/Presentations/4-4-Uganda.pdf>>.

3. Namuddu, J. et al. 2014. "Evidence on Graduation in Uganda's Social Assistance Grants for Empowerment (SAGE) Scheme and the Feasibility of Promoting Sustainable Livelihoods for Labour Constrained Households through a Linkages Approach." Presentation at the International Conference:

'Graduation and Social Protection', Kigali, Rwanda, 6–8 May. Accessed 11 November 2015. <<https://www.ids.ac.uk/files/dmfile/Graduationconferencepaper-Namudduetal.pdf>>.

4. Ministry of Gender, Labour and Social Development. 2015. *ESP News - A Newsletter of the Expanding Social Protection Programme*, September 2015. Kampala: Government of Uganda. Accessed 18 February 2016. <<http://www.socialprotection.go.ug/pdf/Newsletters/ESPNewsletterSEPTEMBER2015.pdf>>.

CXIX. Second Northern Uganda Social Action Fund Project (NUSAF 2) —Livelihood Investment Support Component

1. McCord, A. et al. 2013. *NUSAF 2 PWP Design Review*. London: ODI. Accessed 11 November 2015. <http://www.drt-ug.org/book_files/Finalised%20NUSAF%20%20PWP%20Design%20Review%20April%202013.pdf>.

2. World Bank. 2015. "Second Northern Uganda Social Action Fund Project (NUSAF2)." World Bank website. Accessed 11 November 2015. <<http://www.worldbank.org/projects/P111633/second-northern-uganda-social-action-fund-project-nusaf2?lang=en>>.

3. World Bank. 2009. *Project Appraisal Document on a Proposed Credit in the Amount Of SDR 66.9 million (USD100 million equivalent) to the The Republic Of Uganda for a Second Northern Uganda Social Action Fund Project (NUSAF 2)*. Washington, DC: World Bank. Accessed 11 November 2015. <http://www-wds.worldbank.org/external/default/WDSContentServer/WDSP/IB/2009/05/11/000333038_20090511033343/Rendered/PDF/467560PAD0P111101Official0Use0Only1.pdf>.

38. ZAMBIA

CXX. Food Security Pack

1. Weitz, N. et al. 2015. *From global vision to country action: post-2015 development strategies and food security in Zambia*. Stockholm: SEI. Accessed 11 November 2015. <<http://www.sei-international.org/mediamanager/documents/Publications/NEW/SEI-PR-2015-04-Zambia-1412r.pdf>>.

2. Mason, N.M. et al. 2013. "Zambia's input subsidy programs." *Agricultural Economics* 44 (2013): 613–628. Accessed 11 November 2015. <<http://onlinelibrary.wiley.com/doi/10.1111/agec.12077/abstract>>.

3. Tesliuc, C. et al. 2013. "Zambia: Using Social Safety Nets to Accelerate Poverty Reduction and Share Prosperity." *Social Protection & Labor Discussion Paper*, No. 1413 - Africa Social Safety Net and Social Protection Assessment Series. Washington, DC: World Bank. Accessed 11 November 2015. <http://www-wds.worldbank.org/external/default/WDSContentServer/WDSP/IB/2014/07/28/000333037_20140728135344/Rendered/PDF/897080NWP0P126085290B00PUBLIC001413.pdf>.

4. Ministry of Community Development and Social Welfare. 2015. *2nd and 3rd Quarter Low Capacities Households Report to the Sector Advisory Committee*. Lusaka: MCDSW.

CXXI. Home-Grown School Feeding Programme

1. World Food Programme. n.d. *Home Grown School Feeding Programme - Zambia*. Rome: WFP. Accessed 11 November 2015. <<http://documents.wfp.org/stellent/groups/public/documents/newsroom/wfp260972.pdf>>.

2. Republic of Zambia. 2014. *Revised Sixth National Development Plan 2013-2016*. Lusaka: Government of Zambia. Accessed 11 November 2015. <<http://www.slideshare.net/Net-Innovation/revised-sixth-national-development-plan-20132016-zambia>>.

3. Tesliuc, C. et al. 2013. 'Zambia: Using Social Safety Nets to Accelerate Poverty Reduction and Share Prosperity.' *Social Protection & Labor Discussion Paper*, No. 1413 - Africa Social

Safety Net and Social Protection Assessment Series. Washington, DC: World Bank. Accessed 11 November 2015. <http://www-wds.worldbank.org/external/default/WDSContentServer/WDSP/IB/2014/07/28/000333037_20140728135344/Rendered/PDF/897080NWP0P126085290B00PUBLIC001413.pdf>.

4. Ministry of General Education. 2015. *3rd Quarter Report of the Home Grown School Feeding Programme*. Lusaka: MoGE.

CXXII. Public Welfare Assistance Scheme (PWAS)

1. International Labour Organization. 2008. *Zambia - Social Protection Expenditure and Performance Review and Social Budget*. Geneva: ILO. Accessed 11 November 2015. <http://interactions.eldis.org/sites/interactions.eldis.org/files/database_sp/Zambia/Public%20Welfare%20Assistance%20Scheme/PWAS2.pdf>.

2. Chiwele, D.K. 2010. "Assessing Administrative Capacity and Costs of Cash Transfer Schemes in Zambia - Implications for Rollout." *Country Study*, No. 20. Brasília: IPC-IG. Accessed 11 November 2015. <<http://www.ipc-undp.org/pub/IPCCountryStudy20.pdf>>.

3. Mumba, K. 2013. "Paper Presented at the World Health Organization Consultation to Inform the Post-2015 TB Strategy and Action." Presentation at the WHO Consultation to Inform the Post-2015 TB Strategy and Action, São Paulo, Brazil, 29 April – 1 May. Accessed 11 November 2015. <http://www.who.int/tb/Zambia_tb.pdf>.

CXXIII. Social Cash Transfer Programme

1. Ministry of Community Development and Social Welfare. 2014. *Social Cash Transfer Programme Factsheets*. Lusaka: MCDSW.

2. Ministry of Community Development and Social Welfare. 2015. *Social Cash Transfer Fourth Quarter Report*. Lusaka: MCDSW.

3. Government of the Republic of Zambia. 2015. *2015 Budget Address by the Hon. Minister of Finance*. Lusaka: Government of Zambia. Accessed 15 February 2016. <http://www.parliament.gov.zm/sites/default/files/images/publication_docs/2015%20Budget%20Speech_0.pdf>.

39. ZIMBABWE

CXXIV. Assisted Medical Treatment Order (AMTO)

1. Jongwe, T.R. et al. 2014. "Safety Net Complementarities: An in-depth analysis of the safety nets provided in Zimbabwe and their possible contribution to the labour market, economic growth and poverty reduction." Presentation at the PEP general meeting, Santa Cruz, Bolivia, 5–8 May. Accessed 26 February 2016. <http://www.pep-net.org/sites/pep-net.org/files/typo3doc/pdf/files_events/2014_Bolivia_conference/PIERI_12653.pdf>.

2. UN Zimbabwe. 2014. *Zimbabwe Country Analysis Working Document Final Draft*. Harare: UN Zimbabwe. Accessed 26 February 2016. <http://www.zw.one.un.org/sites/default/files/Publications/UNZimbabwe/Country%20Analysis_FinalReview_3Oct2014.pdf>.

3. Chikova, H. 2013. "Social Protection in Zimbabwe – Country Paper." Presentation at the SASPEN – FES International Conference: 'Social Protection for Those Working Informally. Social & Income (In)Security in the Informal Economy', Johannesburg, South Africa, 16–17 September. Accessed 26 February 2016. <http://www.saspennet.org/conferences/informal2013/Paper_Chikova_FES-SASPEN-16SEP2013-INT-CONF-SP4IE.pdf>.

4. World Bank. 2011. *Zimbabwe Public Expenditure Notes - Challenges in Financing Education, Health, and Social Protection Expenditures in Zimbabwe*, Report No. 3. Washington, DC: World Bank. Accessed 26 February 2016. <<http://siteresources.worldbank.org/EXTMULTIDONOR/Resources/Challenges-Financing-Health-Ed-Soc-Prot-Expenditures-020211.pdf>>.

CXXV. Basic Education Assistance Module (BEAM)

1. Jongwe, T.R. et al. 2014. "Safety Net Complementarities: An in-depth analysis of the safety nets provided in Zimbabwe and their possible contribution to the labour market, economic growth and poverty reduction." Presentation at the PEP general meeting, Santa Cruz, Bolivia, 5–8 May. Accessed 26 February 2016. <http://www.pep-net.org/sites/pep-net.org/files/typo3doc/pdf/files_events/2014_Bolivia_conference/PIERI_12653.pdf>.

2. Smith, H. et al. 2012. *Process and Impact Evaluation of the Basic Education Assistance Module (BEAM) in Zimbabwe – Final Evaluation Report*. Reading, UK: CfBT Education Trust, Harare: Impact Research International, and Parkwood, South Africa: Paul Musker and Associates. Accessed 26 February 2016. <http://www.unicef.org/evaldatabase/files/BEAM_Evaluation_Final_Report.pdf>.

CXXVI. Harmonised Social Cash Transfer (HSCT)

1. Food and Agriculture Organization. 2013. *Impacts of the Harmonised Social Cash Transfer Programme on Community Dynamics in Zimbabwe*. Rome: FAO. Accessed 11 November 2015. <<http://www.fao.org/docrep/018/i2968e/i2968e00.pdf>>.

2. Chikova, H. 2013. "Social Protection in Zimbabwe - Country Paper." Presentation at SASPEN – FES International Conference: 'Social Protection for Those Working Informally. Social & Income (In)Security in the Informal Economy', Johannesburg, South Africa, 16–17 September. Accessed 26 February 2016. <http://www.saspens.org/conferences/informal2013/Paper_Chikova_FES-SASPEN-16SEP2013-INT-CONF-SP4IE.pdf>.

3. Schubert, B., and R. Chirchir. 2012. *Zimbabwe Harmonized Social Cash Transfer Programme (HSCT): Analysis of the process and results of targeting labour constrained food poor households in the first 10 districts*. Harare: Government of Zimbabwe and UNICEF. Accessed 11 November 2015. <http://www.unicef.org/zimbabwe/ZIM_resources_hsctprogreport.pdf>.

CXXVII. Public Assistance Monthly Maintenance Allowances

1. Garcia, M., and C.M.T. Moore. 2012. *The Cash Dividend: The Rise of Cash Transfer Programs in Sub-Saharan Africa*. Washington, DC: World Bank. Accessed 11 November 2015. <<https://openknowledge.worldbank.org/bitstream/handle/10986/2246/672080PUB0EPI0020Box367844B09953137.pdf?sequence=1>>.

2. Dhemba, J. 2013. "Social Protection for the Elderly in Zimbabwe: Issues, Challenges and Prospects." *AJSW*, Vol. 3, No. 1. Accessed 11 November 2015. <<http://www.ida.co.zw/ajsw/category/2--african-journal-of-social-work-ajsw.html?download=5%3Adhemba>>.



International Policy Centre for Inclusive Growth
United Nations Development Programme

SBS, Quadra 1, Bloco J, Ed. BNDES, 13º andar
70076-900 Brasília, DF - Brazil
Telephone: +55 61 2105 5000

publications@ipc-undp.org · www.ipc.undp.org